

40701AL0022



ACCEPTED  
FOR REGISTRATION

July 15, 2013

New York State Department  
of Environmental Conservation  
Division of Materials Management  
Pesticide Product Registration

PEEL HERE TO OPEN

# DICAMBA DMA SALT

**For Weed Control in Corn, Sorghum, Small Grains, Pasture, Hay, Rangeland, General Farmstead (Non-Crop-land), Fallow, Cotton, Sugarcane, Asparagus, Turf, and Grass Seed Crops**

Manufactured by:  
**ALBAUGH, INC.**  
1525 NE 36th Street  
Ankeny, Iowa 50021

**FOR CHEMICAL SPILL, LEAK, FIRE, OR EXPOSURE, CALL CHEMTREC (800) 424-9300**

NET CONTENTS: 2.5 GALLONS

**ACTIVE INGREDIENT:**  
3,6-dichloro-2-methoxybenzoic acid\* ..... 48.2%  
**OTHER INGREDIENTS** ..... 51.8%  
**TOTAL** ..... 100.0%

\*dimethylamine salt of dicamba, CAS #1982-69-0 (4 pounds acid equivalent per gallon)  
EPA Reg. No. 42750-40 EPA Est. No. 42750-MO-1

**KEEP OUT OF REACH OF CHILDREN  
WARNING - AVISO**

Si usted no entiende la etiqueta, busque a alguien para que se la explique a usted en detalle.  
(If you do not understand the label, find someone to explain it to you in detail.)

**FIRST AID**

<b>IF IN EYES:</b>	<ul style="list-style-type: none"> <li>Hold eye open and rinse slowly and gently with water for 15-20 minutes.</li> <li>Remove contact lenses, if present, after the first 5 minutes, then continue rinsing eye.</li> <li>Call a poison control center or doctor for treatment advice.</li> </ul>
<b>IF SWALLOWED:</b>	<ul style="list-style-type: none"> <li>Call a poison control center or doctor immediately for treatment advice.</li> <li>Have person sip a glass of water if able to swallow.</li> <li>Do not induce vomiting unless told to do so by the poison control center or doctor.</li> <li>Do not give anything by mouth to an unconscious person.</li> </ul>

**HOT LINE NUMBER**

Have the product container or label with you when calling a poison control center or doctor, or going for treatment. You may also contact 1-800-424-9300 for emergency medical treatment information.

**NOTE TO PHYSICIAN**

Probable mucosal damage may contraindicate the use of gastric lavage.

**See inside booklet for additional PRECAUTIONARY STATEMENTS.**



PF-31865-3

## PROOF





**THIS PROOF IS TO BE CHECKED FOR ACCURACY**

Please review and approve **Text, Spelling, Copy Placement, Size, Shape, Colors and Deline.**

**Authorized signature** accepts responsibility for accuracy of all copy, color break and artwork. Cimarron Label is not liable for any discrepancies subsequently identified.

**PLEASE NOTE:** Due to color variance between printers/monitors, the colors represented by this proof cannot be deemed accurate. Please refer to a color matching system such as the Pantone Matching System for a truer representation of spot colors.

**THIS PROOF IS NOT ACCURATE FOR COLOR-MATCH.**  
Deline does not print.

<b>DATE</b>	<b>JOB NUMBER</b>	<b>CUSTOMER</b>
August 29, 2012	62882	ALBAUGH, INC.
<b>LABEL SIZE</b>	<b>BOOKLET SIZE</b>	
6.75" X 6.75"	6.5" X 5.75"	
<b>LABEL COLORS</b>	<b>BOOKLET COVER COLORS</b>	<b>BOOKLET INSIDE COLORS</b>
 BLK	 347  285	 BLK
PATTERN VARNISH: <input checked="" type="checkbox"/> YES <input type="checkbox"/> NO		

Form: CS 006B - 11/8/2011

**ARTWORK IS APPROVED**

**REVISED PROOF NEEDED**

**Cimarron Label**  
Experts in Extended Text Labeling

4201 North Westport Ave. • Sioux Falls, SD 57107  
Phone: (605) 978-0451 • Fax: (605) 978-0463

**WE CANNOT PROCESS THIS ORDER WITHOUT AN AUTHORIZED SIGNATURE**

Signed \_\_\_\_\_

Date \_\_\_\_\_



**Agri Star**<sup>®</sup>  
By Albaugh Inc.

# DICAMBA DMA SALT

***For Weed Control in Corn, Sorghum, Small Grains, Pasture, Hay, Rangeland, General Farmstead (Non-Crop-land), Fallow, Cotton, Sugarcane, Asparagus, Turf, and Grass Seed Crops***

Manufactured by:

**ALBAUGH, INC.**  
1525 NE 36th Street  
Ankeny, Iowa 50021

**FOR CHEMICAL SPILL, LEAK, FIRE, OR EXPOSURE, CALL CHEMTREC (800) 424-9300**

AD073112

<b>ACTIVE INGREDIENT:</b>	
3,6-dichloro-2-methoxybenzoic acid*	48.2%
<b>OTHER INGREDIENTS</b>	51.8%
<b>TOTAL</b>	100.0%

\*dimethylamine salt of dicamba, CAS # 1982-69-0 (4 pounds acid equivalent per gallon)  
EPA Reg. No. 42750-40 EPA Est. No. 42750-MO-1

## KEEP OUT OF REACH OF CHILDREN WARNING – AVISO

Si usted no entiende la etiqueta, busque a alguien para que se la explique a usted en detalle.  
(If you do not understand the label, find someone to explain it to you in detail.)

### FIRST AID

<b>IF IN EYES:</b>	<ul style="list-style-type: none"> <li>• Hold eye open and rinse slowly and gently with water for 15-20 minutes.</li> <li>• Remove contact lenses, if present, after the first 5 minutes, then continue rinsing eye.</li> <li>• Call a poison control center or doctor for treatment advice.</li> </ul>
<b>IF SWALLOWED:</b>	<ul style="list-style-type: none"> <li>• Call a poison control center or doctor immediately for treatment advice.</li> <li>• Have person sip a glass of water if able to swallow.</li> <li>• Do not induce vomiting unless told to do so by the poison control center or doctor.</li> <li>• Do not give anything by mouth to an unconscious person.</li> </ul>

### HOT LINE NUMBER

Have the product container or label with you when calling a poison control center or doctor, or going for treatment. You may also contact 1-800-424-9300 for emergency medical treatment information.

### NOTE TO PHYSICIAN

Probable mucosal damage may contraindicate the use of gastric lavage.

**See inside booklet for additional PRECAUTIONARY STATEMENTS.**



---

## PRECAUTIONARY STATEMENTS

---

### HAZARDS TO HUMANS AND DOMESTIC ANIMALS

# WARNING

Causes substantial but temporary eye injury. Harmful if swallowed. Do not get in eyes or on clothing. Avoid contact with skin. Wear protective eyewear (goggles, safety glasses or face shield), long-sleeved shirt, long pants, shoes and socks. Wash thoroughly with soap and water after handling. Remove contaminated clothing and wash clothing before reuse.

---

## PERSONAL PROTECTIVE EQUIPMENT

---

Some materials that are chemical-resistant to this product are butyl rubber, natural rubber, neoprene rubber or nitrile rubber. If you want more options, follow the instructions for Category A on an EPA chemical-resistance category selection chart.

**All mixers, loaders, and applicators and other handlers must wear:**

- Long-sleeved shirt and long pants,
- Chemical-resistant gloves (except for applicators using groundboom equipment, pilots and flaggers)
- Shoes plus socks, and
- Protective eyewear (goggles or face shield).

See "Engineering Controls" for additional requirements and exceptions.

Discard clothing and other absorbent materials that have been drenched or heavily contaminated with this product's concentrate. Do not reuse them. Follow manufacturer's instructions for cleaning/maintaining PPE. If no such instructions for washables exist, use detergent and hot water. Keep and wash PPE separately from other laundry.

---

## ENGINEERING CONTROLS STATEMENT

---

When handlers use closed systems, enclosed cabs, or aircraft in a manner that meets the requirements listed in the Worker Protection Standard (WPS) for agricultural pesticides [40 CFR 170.240(d)(4-6)], the handler PPE requirements may be reduced or modified as specified in the WPS.

Pilots must use cockpits in a manner that meets the requirements listed in the Worker Protection Standard (WPS) for agricultural pesticides [40 CFR 170.240(d)(4-6)]

---

## USER SAFETY RECOMMENDATIONS

---

**Users should:**

- Wash hands before eating, drinking, chewing gum, using tobacco or using the toilet.
- Remove clothing/PPE immediately if pesticide gets inside. Then wash thoroughly and put on clean clothing.
- Remove PPE immediately after handling this product. Wash the outside of gloves before removing. As soon as possible, wash thoroughly and change into clean clothing.

---

## ENVIRONMENTAL HAZARDS

---

Do not apply directly to water, or to areas where surface water is present, or to intertidal areas below the mean high water mark. Do not contaminate water when cleaning equipment or disposing of equipment washwaters.

Apply this product only as directed.

---

## DIRECTIONS FOR USE

---

It is a violation of Federal law to use this product in a manner inconsistent with its labeling.

Do not apply this product in a way that will contact workers or other persons, either directly or through drift. Only protected handlers may be in the area during application. For any requirements specific to your State or Tribe, consult the agency responsible for pesticide regulation.





### AGRICULTURAL USE REQUIREMENTS

Use this product only in accordance with its labeling and with the Worker Protection Standard, 40 CFR Part 170. This Standard contains requirements for the protection of agricultural workers on farms, forests, nurseries, and greenhouses, and handlers of agricultural pesticides. It contains requirements for training, decontamination, notification, and emergency assistance. It also contains specific instructions and exceptions pertaining to the statements on this label about personal protective equipment (PPE) and restricted-entry interval. The requirements in this box only apply to uses of this product that are covered by the Worker Protection Standard.

Do not enter or allow worker entry into treated areas during the restricted-entry interval (REI) of 24 hours.

PPE required for early entry to treated areas that is permitted under the Worker Protection Standard and that involves contact with anything that has been treated, such as plants, soil, or water is:

1. Coveralls worn over short-sleeved shirt and short pants
2. Chemical-resistant footwear plus socks
3. Chemical-resistant gloves made of any waterproof material
4. Chemical-resistant headgear for overhead exposure
5. Protective eyewear

Notify workers of application by warning them orally and by posting warning signs at entrances to treated area.

### NON-AGRICULTURAL USE REQUIREMENTS

The requirements in this box apply to uses of this product that are NOT within the scope of the Worker Protection Standard for agricultural pesticides (40 CFR Part 170). The WPS applies when this product is used to produce agricultural plants on farms, forests, nurseries, or greenhouses.

Do not enter or allow others to enter the treated area until sprays have dried.

### STORAGE AND DISPOSAL

**PROHIBITIONS:** Do not contaminate water, food, or feed by storage or disposal. Open dumping is prohibited. This product may not be mixed, loaded, or used within 50 feet of all wells including abandoned wells, drainage wells, and sinkholes.

**PESTICIDE STORAGE:** Store in original container in a well-ventilated area separately from fertilizer, feed and foodstuffs. Avoid cross-contamination with other pesticides. Spillage or leakage should be contained and absorbed with clay granules, sawdust, or equivalent material for disposal.

**PESTICIDE DISPOSAL:** Triple rinse pesticide from containers and use rinsates in the pesticide application. Wastes which cannot be used according to label instructions may be disposed of on site or at an approved waste disposal facility.

**CONTAINER DISPOSAL: Non-refillable containers (1, 2.5, 30 & 55 gallon):** Do not reuse or refill this container. Offer for recycling, if available. Triple rinse or pressure rinse container (or equivalent) promptly after emptying.

**(non-refillable <5 gallons):** Triple rinse as follows: Empty the remaining contents into application equipment or a mix tank and drain for 10 seconds after the flow begins to drip. Fill the container 1/4 full with water and recap. Shake for 10 seconds. Pour rinsate into application equipment or a mix tank or store rinsate for later use or disposal. Drain for 10 seconds after the flow begins to drip. Repeat this procedure two more times.

**(non-refillable >5 gallons):** Triple rinse as follows: Empty the remaining contents into application equipment or a mix tank. Fill the container 1/4 full with water. Replace and tighten closures. Tip container on its side and roll it back and forth, ensuring at least one complete revolution, for 30 seconds. Stand the container on its end and tip it back and forth several times. Empty the rinsate into application equipment or a mix tank or store rinsate for later use or disposal. Repeat this procedure two more times.

**Pressure rinse as follows (all sizes):** Empty the remaining contents into application equipment or a mix tank and continue to drain for 10 seconds after the flow begins to drip. Hold container upside down over application equipment or mix tank or collect rinsate for later use or disposal. Insert pressure rinsing nozzle inside of the container, and rinse at about 40 PSI for at least 30 seconds. Drain for 10 seconds after the flow begins to drip.

**Refillable container (250 gallon & bulk):** Refill this container with pesticide only. Do not reuse this container for any other purpose. Cleaning the container before final disposal is the responsibility of the person disposing of the container. Cleaning before refilling is the responsibility of the refiller.

To clean the container before final disposal, empty the remaining contents from the container into application equipment or mix tank. Fill the container about 10 percent full with water. Agitate vigorously or recirculate water with the pump for 2 minutes. Pour or pump rinsate into application equipment or rinsate collection system. Repeat this rinsing process two more times.



## PRODUCT INFORMATION

The following directions apply to all uses of DICAMBA DMA SALT. Additional precautions and restrictions will be found in each specific use section. Do not treat irrigation ditches or water used for crop irrigation or domestic uses. Do not apply this product through any type of irrigation system.

**Rates of use of this product must not exceed 2 pints per acre, per application; and 4 pints per acre, per year. Rates of use of dicamba acid equivalent must not exceed a maximum single application rate of 1.0 lb. per acre; and an annual application rate of 2.0 lbs. per acre. These restrictions apply to this product and possible mixtures with other products containing dicamba.**

## MIXING AND APPLICATION

Unless otherwise specified under the individual use headings of this label, the following directions apply to all crop and noncrop uses of DICAMBA DMA SALT. Refer to individual use sections for additional precautions, restrictions, application rates and timings.

DICAMBA DMA SALT is a water-soluble formulation that can be applied using water or sprayable fluid fertilizer as the carrier. If a fluid fertilizer is to be used, a compatibility test (see "COMPATIBILITY TEST" below) should be made prior to tank mixing.

Ground or aerial application equipment which will give good spray coverage of weed foliage should be used. However, do not use aerial application equipment if spray particles can be carried by wind into areas where sensitive crops or plants are growing or when temperature inversions exist.

Apply 3 to 50 gallons of diluted spray per treated acre when using ground application equipment, or 1 to 10 gallons of diluted spray per treated acre (2 to 20 gallons of diluted spray per acre for preharvest uses) in a water-based carrier when using aerial application equipment. Use the higher level of the listed spray volumes when treating dense or tall vegetation. Use coarse sprays.

Select nozzles designed to produce minimal amounts of fine spray particles. Spray with nozzles as close to the weeds as is practical for good weed coverage.

To avoid uneven spray coverage, DICAMBA DMA SALT should not be applied during periods of gusty wind or when wind is in excess of 15 mph. Avoid disturbing (e.g., cultivating or mowing) treated areas for at least 7 days following application.

## GROUND AND SURFACE WATERS PROTECTION

- 1) Point source contamination – To prevent point source contamination, do not mix or load this pesticide product within 50 feet of wells (including abandoned wells and drainage wells), sink holes, perennial or intermittent streams and rivers, and natural or impounded lakes and reservoirs. Do not apply pesticide product within 50 feet of wells. This setback does not apply to properly capped or plugged abandoned wells and does not apply to impervious pad or properly diked mixing/loading areas as described below.

Mixing, loading, rinsing, or washing operations performed within 50 feet of a well are allowed only when conducted on an impervious pad constructed to withstand the weight of the heaviest load that may be on or move across the pad. The pad must be self-contained to prevent surface water flow over or from the pad. The pad capacity must be maintained at 110% that of the largest pesticide container or application equipment used on the pad and have sufficient capacity to contain all product spills, equipment or container leaks, equipment wash waters, and rainwater that may fall on the pad. The containment capacity does not apply to vehicles delivering pesticide shipments to the mixing/loading site. States may have in effect additional requirements regarding wellhead setbacks and operational containment.

Care must be taken when using this product to prevent: a) back-siphoning into wells, b) spills or c) improper disposal of excess pesticide, spray mixtures or rinsates. Check valves or antisiphoning devices must be used on all mixing equipment.

- 2) Movement by surface runoff or through soil – Do not apply under conditions which favor runoff. Do not apply to impervious substrates such as paved or highly compacted surfaces in areas with high potential for ground water contamination. Ground water contamination may occur in areas where soils are permeable or coarse and ground water is near the surface. Do not apply to soils classified as sand with less than 3% organic matter and where ground water depth is shallow. To minimize the possibility of ground water contamination, carefully follow application rate instructions as affected by soil type in the product information section of this label.
- 3) Movement by water erosion of treated soil – Do not apply or incorporate this product through any type of irrigation equipment nor by flood or furrow irrigation. Ensure treated areas have received at least one-half inch rainfall (or irrigation) before using tailwater for subsequent irrigation of other fields.

## SENSITIVE CROP PRECAUTIONS

DICAMBA DMA SALT may cause injury to desirable trees and plants, particularly beans, cotton, flowers, fruit trees, grapes, ornamentals, peas, potatoes, soybeans, sunflowers, tobacco, tomatoes, and other broadleaf plants when contacting their roots, stems or foliage. These plants are most sensitive to DICAMBA DMA SALT during their development or growing stage. Follow the precautions listed below when using DICAMBA DMA SALT.

- Do not treat areas where either possible downward movement into the soil or surface washing may cause contact of DICAMBA DMA SALT with the roots of desirable plants such as trees and shrubs.
- Avoid making applications when spray particles may be carried by air currents to areas where sensitive plants are growing, or when temperature inversions exist. Do not spray near sensitive plants if wind is gusty or in excess of 5 mph and moving in the direction of adjacent sensitive plants. Leave an adequate buffer zone between area to be treated and sensitive plants. Coarse sprays are less likely to drift out of the target area than fine sprays.

(continued)

- Use coarse sprays to avoid potential herbicide drift. Select nozzles which are designed to produce minimal amounts of fine spray particles. Examples of nozzles designed to produce coarse sprays via ground applications are Delavan Raindrops, Spraying Systems XR flat fans or large capacity flood nozzles such as D10, TK10, or greater capacity tips. Keep the spray pressure at or below 20 psi and the spray volume at or above 20 gpa, unless otherwise required by the manufacturer of drift-reducing nozzles. Consult with your spray nozzle supplier concerning the choice of drift-reducing nozzles.
- Agriculturally approved drift-reducing additives may be used.
- Do not apply DICAMBA DMA SALT adjacent to sensitive crops when the temperature on the day of application is expected to exceed 85°F as drift is more likely to occur.
- To avoid injury to desirable plants, equipment used to apply DICAMBA DMA SALT should be thoroughly cleaned (see "PROCEDURE FOR CLEANING SPRAY EQUIPMENT") before reusing to apply any other chemicals.

All crop uses of DICAMBA DMA SALT are intended for a normal growing interval between planting and harvest. No crop rotation restrictions exist if normal harvest of treated crop has occurred. If this interval is shortened, such as in cover crops that will be plowed under, do not follow up with the planting of a sensitive crop.

Crops growing under stress conditions such as drought, poor fertility, or foliar damage due to hail, wind or insects, can exhibit various injury symptoms that may be more pronounced if herbicides are applied.

Consult your local or state authorities for possible application restrictions and advice concerning these and other special local use situations. Tank mix instructions are for use only in states where the tank mix product and application site are registered.

### BAND TREATMENTS

DICAMBA DMA SALT may be applied as a band treatment. Use the formulas below to determine the appropriate rate and volume per treated acre.

$$\frac{\text{Band width in inches}}{\text{Row width in inches}} \times \text{Broadcast rate per treated acre} = \text{Band rate per treated acre}$$

$$\frac{\text{Band width in inches}}{\text{Row width in inches}} \times \text{Broadcast volume per treated acre} = \text{Band volume per treated acre}$$

### COMPATIBILITY TEST

Before mixing in the spray tank, it is advisable to test compatibility by mixing all components in a small container in proportionate quantities (see following table).

**Amount of Herbicide to Add to One Pint of Spray Carrier  
(Assuming Volume is 25 Gallons per Acre)**

Herbicide Formulations	Rate Per Acre	Level Teaspoons
Dry	1 lb.	1-1/2
Liquid	1 pt.	1/2

If herbicide(s) do not ball-up or form flakes, sludge, gels, oily films or layers, or other precipitates, then the tested spray mix is compatible. Usually, incompatibility in any of the above described forms will occur within 5 minutes after mixing.

If components are incompatible, the use of a compatibility agent is required. Rerun the above "COMPATIBILITY TEST" with a suitable compatibility agent (1/4 teaspoon is equivalent to 2 pints per 100 gallons of fluid fertilizer).

### PROCEDURE FOR CLEANING SPRAY EQUIPMENT

The steps listed below are suggested for thorough cleaning of spray equipment following applications of DICAMBA DMA SALT or tank mixes of DICAMBA DMA SALT plus 2,4-D amine:

1. Hose down thoroughly the inside as well as outside surfaces of equipment while filling the spray tank half full of water. Flush by operating sprayer until the system is purged of the rinse water.
2. Fill tank with water while adding 1 quart of household ammonia for every 25 gallons of water. Operate the pump to circulate the ammonia solution through the sprayer for 15 to 20 minutes and discharge a small amount of the ammonia solution through the boom and nozzles. Let the solution stand for several hours, preferably overnight.
3. Flush the solution out of the spray tank through the boom.
4. Remove the nozzles and screens and flush the system with two full tanks of water.
5. The steps listed below are suggested for thorough cleaning of spray equipment used to apply DICAMBA DMA SALT as a tank mix with wettable powders (WP), emulsifiable concentrates (EC), or other types of water-dispersible formulations. DICAMBA DMA SALT tank mixes with water-dispersible formulations require the use of a water/detergent rinse:
6. Complete step 1.
7. Fill tank with water while adding 2 lbs. of detergent for every 40 gallons of water. Operate the pump to circulate the detergent solution through the sprayer system for 5 to 10 minutes and discharge a small amount of the solution through the boom and nozzles. Let the solution stand for several hours, preferably overnight.
8. Flush the detergent solution out of the spray tank through the boom.
9. Repeat step 1, and follow with steps 2, 3, and 4.

## WEED LIST

This is a list of weeds which may be treated with DICAMBA DMA SALT in accordance with this label as required under the "RATES AND TIMING" sections of the individual use headings. Proper usage of this product will give control of growth suppression of any annual, biennial, and perennial broadleaf weeds, and many woody brush and vine species including:

### ANNUALS

Amaranth, Spiny (Spiny Pigweed)	Evening Primrose, Cutleaf	Pennycress, Field (Fanweed,	Sesbania, Hemp
Aster, Slender	Fleabane, Annual	Frenchweed, Stinkweed)	Shepherdspurse
Bedstraw	Goosefoot, Nettleleaf	Pepperweed, Virginia (Peppergrass)	Sicklepod
Beggarweed, Florida	Henbit	Pigweed, Prostrate	Sida, Prickly (Teaweed)
Broomweed, Common	Jimsonweed	Pigweed, Redroot (Carelessweed)	Smartweed, Green
Buckwheat, Wild	Knotweed	Pigweed, Rough	Smartweed, Pennsylvania
Buffalobur	Kochia	Pigweed, Smooth	Sneezeweed, Bitter
Burclover, California	Ladysthumb	Pigweed (triazine-resistant)	Sowthistle, Annual
Burcucumber	Lambsquarters, Common	Pigweed, Tumble	Spikeweed, Common
Buttercup Roughseed	Lambsquarters (triazine-resistant)	Poorjoe	Spurge, Prostrate
Carpetweed	Lettuce, Prickly	Puncturevine	Spurry, Corn
Catchfly, Nightflowering	Mallow, Common	Purslane, Common	Starbur, Bristly
Chamomile, Corn	Mallow, Venice	Pusley, Florida	Sumpweed, Rough
Chickweed, Common	Mare's Tail (Horseweed)	Radish, Wild	Sunflower, Common (Wild)
Clovers (Annual)	Mayweed	Ragweed, Common	Sunflower, Volunteer
Cockle, Corn	Morningglory, Ivyleaf	Ragweed, Giant (Buffaloweed)	Thistle, Russian
Cockle, Cow	Morningglory, Tall	Ragweed, Lance-Leaf	Velvetleaf
Cocklebur, Common	Mustard, Tansy	Rubberweed, Bitter (Bitterweed)	Waterhemp
Croton, Tropic	Mustard, Wild		Waterprimrose, Winged
Croton, Woolly	Mustard (Yellowtops)		Wormwood, Annual
Daisy, English	Nightshade, Black		

### BIENNIALS

Burdock, Common	Geranium, Carolina	Plantain, Bracted	Thistle, Bull
Carrot, Wild (Queen Anne's Lace)	Gromwell	Ragwort, Tansy	Thistle, Milk
Cockle, White	Knapweed, Diffuse	Starthistle, Yellow	Thistle, Musk
Evening Primrose, Common	Knapweed, Spotted	Sweetclover	Thistle, Plumeless
	Mallow, Dwarf	Teasel	

### PERENNIALS

*Alfalfa	*Clover, Hop	Milkweed, Climbing	Sowthistle, Perennial
Artichoke, Jerusalem	*Dandelion, Common	Milkweed, Common	Spurge, Leafy
Aster, Spiny	*Dock, Broadleaf (Bitterdock)	Milkweed, Honeyvine	Sundrop, Halfshrub (Evening Primrose)
Aster, Whiteheath	*Dock, Curly	Milkweed, Western Whorled	Thistle, Canada
Beadstraw, Smooth	Dogbane, Hemp	Nettleshade, Silverleaf (White Horsesettle)	Toadflax, Dalmation
Bindweed, Field	*Dogfennel (Cypressweed)	Onion, Wild	Tropical Soda Apple
Bindweed, Hedge	Fern, Bracken	*Plantain, Broadleaf	Trumpetcreeper (Buckvine)
Blueweed, Texas	Garlic, Wild	Plantain, Buckhorn	Vetch
*Bursage (Bur Ragweed, Lakeweed, Povertyweed)	Goldenrod, Canada	Pokeweed	Waterhemplock
Bursage, Woollyleaf (Lakeweed)	Goldenrod, Missouri	Ragweed, Western	Waterprimrose, Creeping
Buttercup, Tall	Goldenweed, Common	Redvine	*Woodsorrel, Creeping Common Yellow
Campion, Bladder	Hawkweed	Sericia Lespedeza	Wormwood, Common
Chickweed, Field	Henbane, Black	Smartweed, Swamp	Wormwood, Louisiana
Chickweed (Mouseear, Canada)	Horsenettle, Carolina	Snakeweed, Broom	*Yankeeweed
Chicory	Ironweed	*Sorrel, Red (Sheep Sorrel)	Yarrow, Common
	Knapweed, Black	Sowthistle	
	Knapweed, Russian		

\*Noted perennials may be controlled using DICAMBA DMA SALT at rates lower than those for other listed perennial weeds. (See "APPLICATION RATES AND TIMING" section in this label.)



### WOODY

Alder	*Dewberry	Locust, Black	Sagebrush, Fringe
Ash	*Dogwood	Maple	Sassafras
Aspen	Elm	Mesquite	Serviceberry
Basswood	Grape	Oak	Spicebush
Beech	*Hawthorn (Thornapple)	Oak, Poison	Spruce
Birch	Hemlock	Olive, Russian	Sumac
*Blackberry	Hickory	Persimmon, Eastern	*Sweetgum
*Blackgum	Honeylocust	Pine	Sycamore
*Cedar	Honeysuckle	*Plum Sand (Wild Plum)	Tarbrush
Cherry	Hornbeam	Poplar	Willow
Chinquapin	Huckleberry	Rabbitbrush	Witchhazel
Cottonwood	Huisache	*Redcedar, Eastern	*Yaupon
*Creosotebush	Ivy, Poison	*Rose, McCartney	*Yucca
Cucumbertree	Kudzu	*Rose, Multiflora	

\*Growth Suppression

### FIELD, SEED\*, POPCORN\* AND SILAGE CORN

\*Do not apply DICAMBA DMA SALT to seed corn or popcorn without first verifying with your local seed corn company (supplier) the DICAMBA DMA SALT selectivity on your inbred line or variety of popcorn. This precaution will help avoid potential injury of sensitive varieties.

Observe all precautions, mixing and application instructions.

DICAMBA DMA SALT is not registered for use on sweet corn.

Direct contact of DICAMBA DMA SALT with corn seed must be avoided. If corn seeds are less than 1-1/2 inches below the surface, delay application until corn has emerged.

Up to 2 applications of DICAMBA DMA SALT may be made during a growing season. Do not exceed a total of 1-1/2 pints of DICAMBA DMA SALT per treated acre per crop year. Allow two weeks or more between applications. See appropriate section for rate information. For combination options or sequential treatments, refer to appropriate section.

DICAMBA DMA SALT contains 0.5 pound a.e. of dicamba per pint. When tank mixing with products that contain dicamba, do not exceed a combined total of 1.0 pound of a.e. per acre per application.

Applications of DICAMBA DMA SALT to corn during periods of rapid growth may result in temporary leaning. Corn will usually become erect within 3 to 7 days. Cultivation should be delayed until after corn is growing normally to avoid breakage.

Agriculturally-approved surfactants or sprayable fertilizers (1/2 to 1 gallon per acre of 28%, 30% or 32% urea ammonium nitrate or 2.5 pounds per acre spray grade ammonium sulfate<sup>1</sup>) may be added to the spray mixture to improve postemergence weed control, particularly in dry growing conditions.

<sup>1</sup>Not for use in California.

Do not use adjuvants containing penetrants such as petroleum-based oils after crop emergence or crop injury may result.

Corn may be harvested or grazed for feed once the crop has reached the ensilage (milk) stage or later in maturity.

Several synthetic pyrethroid insecticides are labeled for tank mix applications of DICAMBA DMA SALT. Refer to their label for specific instructions.

### WEEDS CONTROLLED

DICAMBA DMA SALT will control many annual broadleaf weeds or give growth suppression of many perennial broadleaf weeds commonly found in corn. (Refer to the "WEED LIST".)

For best performance, make application when weeds have emerged and are actively growing.

Preemergence control of cocklebur, velvetleaf, and jimsonweed may be reduced if conditions such as low temperature or lack of soil moisture cause delayed or deep germination of weeds.

### PREPLANT/PREEMERGENCE IN NO-TILLAGE CORN

Applications of DICAMBA DMA SALT may be made before, during, or after planting to emerged and actively growing broadleaf weeds. Apply DICAMBA DMA SALT at 1 pint per treated acre on medium- or fine-textured soils containing 2% or greater organic matter. Use 1/2 pint per treated acre on coarse-textured soils (sand, sandy loam, and loamy sand) or medium- and fine-textured soils with less than 2% organic matter.

When planting into a legume sod (e.g., alfalfa or clover), apply DICAMBA DMA SALT after 4 to 6 inches of regrowth has occurred.







### PREEMERGENCE IN CONVENTIONAL OR REDUCED TILLAGE CORN

DICAMBA DMA SALT may be applied after planting and prior to corn emergence. Application at 1 pint per treated acre may be made to medium or fine textured soils which contain 2% or greater organic matter. DO NOT apply to coarse-textured soils (sand, sandy loam, and loamy sand) until after crop emergence (see "EARLY POSTEMERGENCE" uses below).

Preemergence application of DICAMBA DMA SALT does not require mechanical incorporation to become active. A shallow mechanical incorporation is required if application is not followed by adequate rainfall or sprinkler irrigation. Avoid tillage equipment (e.g., drags, harrows) which concentrate treated soil over seed furrow.

### EARLY POSTEMERGENCE (ALL TILLAGE SYSTEMS) (SPIKE THROUGH 8-INCH-TALL CORN)

DICAMBA DMA SALT at 1 pint per treated acre may be applied during the period from corn emergence through the five-leaf stage or 8 inches tall, whichever comes first. Reduce the rate to 1/2 pint per treated acre if corn is growing on coarse-textured soils (sand, sandy loam, and loamy sand). See "LATE POSTEMERGENCE APPLICATIONS" given below if the 6th true leaf is emerging from whorl or corn is greater than 8 inches tall.

### LATE POSTEMERGENCE (ALL TILLAGE SYSTEMS) (8- TO 36-INCH-TALL CORN)

Application of DICAMBA DMA SALT at 1/2 pint per treated acre may be made from 8- to 36-inch-tall corn or 15 days before tassel emergence, whichever comes first. For best performance, make applications when weeds are less than 3 inches tall.

Make directed spray application when (1) corn leaves prevent proper spray coverage; (2) sensitive crops are growing nearby; (3) tank mixing with 2,4-D.

DO NOT apply DICAMBA DMA SALT when soybeans are growing nearby if any of these conditions exist:

- corn is more than 24 inches tall
- soybeans are more than 10 inches tall
- soybeans have begun to bloom

### OVERLAY (SEQUENTIAL) TREATMENTS

DICAMBA DMA SALT may be applied to ground previously treated with one or more of the following herbicides:

acetochlor (Surpass™, Harness® Plus)  
 alachlor (Lasso®, Lasso® MT, Partner®)  
 atrazine  
 Broadstrike™ + Dual®  
 Broadstrike™ Plus  
 Bullet®  
 butylate (Sutan® +)  
 Clarity®  
 dimethenamid (Frontier®)  
 EPTC (Eradicane®)

glyphosate (GlyStar® Original, Roundup®)  
 Guardsman®  
 halosulfuron (Battalion®, Permit®)  
 Lariat®  
 Dicamba plus Atrazine (Dicambazine™)  
 metolachlor  
 paraquat (Gramoxone®)  
 pendimethalin (Prowl®)  
 propachlor (Ramrod®)  
 simazine (Princep®)

Apply DICAMBA DMA SALT at 1/2 pint per treated acre to ground previously treated with full rates of Clarity® or Dicamba plus Atrazine herbicides. Allow at least 2 weeks between applications.

Read and follow label directions for each of the above products.

### TANK MIX TREATMENTS FOR CORN

DICAMBA DMA SALT may be tank mixed with one or more of the following herbicides for control of grasses or additional broadleaf weeds. Read and follow the label of each tank mix product used for precautionary statements, directions for use, rates and timings, and other restrictions.



### RATES AND TIMINGS

DICAMBA DMA SALT Plus	Preplant Preemergent (No Tillage Corn)	Preemergent (Conventional or Reduced Tillage Corn)	Early Postemergent (All Tillage Systems)	Late Postemergent (All Tillage Systems)	Additional Directions
ACCENT® (nicosulfuron)			1/2–1 oz. a.i./A	1/2–1 oz. a.i./A. To improve spray coverage of weeds and reduce risk of corn injury, use drop pipes to direct spray beneath corn leaves when corn is greater than 8 inches tall.	Application may be made to emerged weeds before corn is greater than 24 inches tall. Use non- ionic surfactant at 0.25% (v/v) with this tank mixture.
Atrazine	1-1/4–2 lbs. a.i./A	1-1/4–2 lbs. a.i./A	1-1/4–2 lbs. a.i./A. Crop oil concen- trate may be used with this mixture if corn is 5 inches or less in height.	1-1/4–2 lbs. a.i./A. Do not apply if corn is greater than 12 inches tall.	Application may be made before grasses are 1-1/2 inches tall. Follow all State and Federal restrictions pertaining to atrazine applications.
BEACON® (primisulfuron)			0.31–0.62 oz. a.i./A	0.31–0.62 oz. a.i./A. To improve spray coverage of weeds and reduce risk of corn injury, use drop pipes to direct spray beneath corn leaves when corn is greater than 8 inches tall.	Application may be made to emerged weeds when corn is 4 to 24 inches tall. Use non-ionic surfactant at 0.25% (v/v) with this tank mixture.
DUAL II S-metolachlor	1 to 2 lbs. a.i./A	1 to 2 lbs. a.i./A. Use only on fine- or medium- textured soils with 2.5% or greater organic matter.	1 to 2 lbs. a.i./A		Application may be made before grasses reach the 2-leaf stage and before corn is greater than 3 inches tall.
FRONTIER® (dimethenamid)	13–25 fl. oz. a.i./A	13–25 fl. oz. a.i./A Use only on fine- or medium- textured soils with 2.5% or greater organic matter.	13–25 fl. oz. a.i./A		Application may be made up to 8- inch-tall corn. This treatment must be combined with a herbicide that provides postemergence control of grass weeds if they are greater than 1 inch tall at the time of application.

(continued)

**RATES AND TIMINGS (cont.)**

<b>DICAMBA DMA SALT Plus</b>	<b>Preplant Preemergent (No Tillage Corn)</b>	<b>Preemergent (Conventional or Reduced Tillage Corn)</b>	<b>Early Postemergent (All Tillage Systems)</b>	<b>Late Postemergent (All Tillage Systems)</b>	<b>Additional Directions</b>
FRONTIER® 6.0 (dimethenamid)	16 to 32 fl. oz./A	16 to 32 fl. oz./A. Use only on fine- or medium- textured soils with 2.5% or greater organic matter.	16 to 32 fl. oz./A		Application may be made up to 8- inch-tall corn. This treatment must be combined with a herbicide that provides postemergence control of grass weeds if they are greater than 1 inch tall at the time of application.
GRAMOXONE® (paraquat)	1/4–1 lb. a.i./A	1/4–1 lb. a.i./A			Application may be made to emerged weeds but prior to corn emergence.
HARNESS® PLUS or SURPASS™ (acetochlor)	1-1/2–3 lbs. a.i./A	1-1/2–3 lbs. a.i./A. Use only on fine- or medium- textured soils with 2.5% or greater organic matter.			Application should be made prior to corn emergence.
LASSO® (alachlor)	1-1/2–4 lbs. a.i./A	1-1/2–4 lbs. a.i./A. Use only on fine-textured soils with greater than 2.5% organic matter.	1-1/2–4 lbs. a.i./A		Application may be made before grasses reach the 2-leaf stage and before corn is greater than 3 inches tall. If microencapsulated forms of alachlor are used (Lasso® MT, Partner®), applications must be made prior to grass emergence.
PRINCEP® (simazine)	2–3 lbs. a.i./A	2–3 lbs. a.i./A			Application may be made prior to corn or weed emergence.
PROWL® (pendimethalin)		3/4–1-1/2 lbs. a.i./A. Use only on fine- or medium- textured soils with 2.5% or greater organic matter.	3/4–1-1/2 lbs. a.i./A		Application may be made immedi- ately after planting but prior to weed emergence. Corn should not be beyond the 2-leaf stage of growth.
GLY STAR® ORIGINAL or ROUNDUP® (glyphosate)	1–3 lbs. a.i./A	1–3 lbs. a.i./A			Application may be made to emerged weeds but prior to corn emergence.

*(continued)*

**RATES AND TIMINGS (cont.)**

<b>DICAMBA DMA SALT Plus</b>	<b>Preplant Preemergent (No Tillage Corn)</b>	<b>Preemergent (Conventional or Reduced Tillage Corn)</b>	<b>Early Postemergent (All Tillage Systems)</b>	<b>Late Postemergent (All Tillage Systems)</b>	<b>Additional Directions</b>
STINGER™ (clopyralid)			0.035–0.07 lb. a.i./A	0.035–0.07 lb. a.i./A	Application may be made any time after corn emergence through 24-inch-tall corn. Use drop nozzles to direct spray after corn exceeds the 8-inch stage. Apply when the majority of the thistle plants have emerged and are at least 4 inches in height, but before bud stage. Use higher rates listed for stand reduction of larger thistle plants or heavier infestations. Lower rates listed may provide seasonal thistle suppression only.
TOUGH® 3.75 EC (pyridate)			0.47 lb. a.i./A	0.47–0.94 lb. a.i./A	Applications may be made to emerged, actively growing weeds. Directed applications are required when corn is large enough to prevent proper spray coverage.
2,4-D	1/4–1/2 lb. a.i./A	1/4–1/2 lb. a.i./A	Do not apply	1/8 lb. a.i./A	Drop pipes are to be used when corn height is 8 inches or greater. Keeping the spray off the corn leaves and out of the whorl will reduce the likelihood of crop injury and improve spray coverage of weed foliage.

**SORGHUM (MILO)**

Observe all precautions, including the reference to crops growing under stress.

Read and follow "MIXING AND APPLICATION" instructions.

- Applications of DICAMBA DMA SALT to sorghum during periods of rapid growth may result in temporary leaning of plants or rolling of leaves. These effects are usually outgrown within 10 to 14 days.
- Do not graze or feed treated sorghum forage or silage prior to mature grain stage. If sorghum is grown for pasture or hay, refer to the "PASTURE" use section.
- Do not apply DICAMBA DMA SALT to sorghum grown for seed production.
- Make no more than one application per growing season.
- Do not apply within 30 days of harvest of sorghum grain or sorghum fodder.

DICAMBA DMA SALT contains 0.5 pound a.e. of dicamba per pint. When tank mixing with products that contain dicamba, do not exceed a combined total of 1.0 pound of a.e. per acre per application.

**WEEDS CONTROLLED**

DICAMBA DMA SALT, when applied at the label rate for sorghum, will control many actively growing annual broadleaf weeds and will reduce competition from established perennial broadleaf weeds as well as control their seedlings. (Refer to "WEED LIST".)

**RATES AND TIMINGS**

DICAMBA DMA SALT may be applied to emerged and actively growing weeds at least 15 days prior to planting. Postemergence application of DICAMBA DMA SALT must be made after sorghum is in the spike stage (all sorghum emerged) but before sorghum is 15 inches tall. For best performance, make applications when sorghum is in the 3- to 5-leaf stage and weeds are small (less than 3 inches tall). Use drop pipes (drop nozzles) if sorghum is taller than 8 inches. Keeping the spray off the sorghum leaves and out of the whorl will reduce the likelihood of crop injury and improve spray coverage of weed foliage.

**BROADCAST RATE PER TREATED ACRE: 1/2 pint (1/4 lb. a.i.)****TANK MIX TREATMENTS****DICAMBA DMA PLUS ATRAZINE**

For improved control of emerged, actively growing broadleaf weeds including triazine-resistant species and added suppression of perennial broadleaf weeds, tank mix 1/2 pint DICAMBA DMA SALT with 0.5 to 1.25 lbs. a.i. atrazine per treated acre. For control of grasses (less than 1.5 inches tall), tank mix 1/2 pint DICAMBA DMA SALT with 2 lbs. a.i. atrazine per treated acre. For best performance and minimal crop injury, make application when sorghum is 3–8 inches tall and when broadleaf weeds are small (less than 6 inches tall). Application of atrazine must be made before sorghum is beyond 12 inches tall. The atrazine rate will depend upon soil texture and length of residual weed control desired. Follow all State and Federal restrictions pertaining to atrazine applications.

**DICAMBA DMA SALT PLUS BROX™ 2EC HERBICIDE or BUCTRIL®**

For improved control of broadleaf weeds, tank mix 1/2 pint DICAMBA DMA SALT with 1-1/2 pints BROX™ 2EC Herbicide or Buctril® per treated acre. Make application at 4-leaf to 15-inch-tall sorghum. Use drop nozzles to direct spray beneath sorghum leaves when sorghum is greater than 8 inches tall.

Read and follow the label of each tank mix product used for precautionary statements, directions for use, application rates and timings and other restrictions.

**OVERLAY (SEQUENTIAL) TREATMENTS**

DICAMBA DMA SALT may be applied to ground previously treated with one or more of the following herbicides registered for use in sorghum:

Herbicide	Maximum Rate Per Treated Acre (lbs. a.i.)
alachlor (Lasso®) (Screen®-treated seed)	4
atrazine <sup>1</sup>	2.5
metolachlor (Concep®-treated seed)	1.67
propachlor (Ramrod®)	5

<sup>1</sup> Maximum use rate for atrazine is determined by soil type, tillage practices, surface residue, and state or local restrictions. Follow the more restrictive requirements when determining the maximum use rate for atrazine.

**PREHARVEST USES****(FOR USE ONLY IN THE STATES OF TEXAS AND OKLAHOMA)**

DICAMBA DMA SALT may be applied for weed suppression any time after the sorghum has reached the soft dough stage. An agriculturally-approved surfactant may be used to improve performance. For aerial application use at least 2 gallons of water-based carrier per treated acre. Do not harvest until 30 days after treatment.

**BROADCAST RATE PER TREATED ACRE: 1/2 pint (1/4 lb a.i.)****SMALL GRAINS (WHEAT, BARLEY AND OATS)  
NOT UNDERSEEDED TO LEGUMES**

Observe all precautions. Read and follow cleaning, mixing and application instructions.

Do not apply within 7 days of harvest for wheat, barley or oat for grain.

If small grains are used for pasture or hay, the following restrictions apply:

- Animals cannot be removed from treated area for slaughter prior to 30 days after last application.
- There is no waiting period between treatment and grazing for non-lactating dairy animals.
- Treated areas may not be grazed by lactating dairy animals before 7 days after treatment.
- Do not harvest hay from treated areas before 37 days after treatment.

DICAMBA DMA SALT contains 0.5 pound a.e. of dicamba per pint. When tank mixing with products that contain dicamba, do not exceed a combined total of 1.0 pound of a.e. per acre per application.

**NOTE:** Observe all precautions and restrictions on the labels of products used in tank mix treatments.



### WEEDS CONTROLLED

DICAMBA DMA SALT or combinations with listed tank mix partners will provide control or suppression of the annual broadleaf weeds listed below. For improved control of listed weeds, DICAMBA DMA SALT may be applied in a tank mix with other herbicides. Refer to specific crop for tank mix options.

Alkanet <sup>1</sup>	Mustard, Blue (Purple) <sup>1</sup>
Bedstraw, Catchweed <sup>1</sup>	Mustard, Tansy
Bindweed, Field <sup>2</sup>	Mustard, Treacle <sup>1</sup>
Buckwheat, Tartary	Mustard, Tumble (Jim Hill) <sup>1</sup>
Buckwheat, Wild	Mustard, Wild <sup>1</sup>
Carpetweed <sup>1</sup>	Nightshade, Black
Chamomile, Corn	Nightshade, Cutleaf <sup>1</sup>
Chervil, Bur <sup>1</sup>	Nightshade, Silverleaf <sup>2</sup> (White Horsenettle)
Chickweed, Common <sup>1</sup>	Pennycress, Field (Fanweed, Frenchweed, Stinkweed)
Cockle, Corn	Pigweed, Redroot (Carelessweed)
Cockle, Cow	Pigweed, Rough
Cocklebur, Common	Pigweed, Tumble
Cornflower (Bachelorbutton) <sup>1</sup>	Pineappleweed <sup>1</sup>
Dandelion, Common <sup>2</sup>	Plantain, Broadleaf <sup>2</sup>
Dock, Curly <sup>2</sup>	Poppy, Red Horned <sup>1</sup>
Dragonhead, American <sup>1</sup>	Puncturevine <sup>1</sup>
Evening Primrose, Cutleaf <sup>1</sup>	Purshlane, Common <sup>1</sup>
Falseflax, Smallseeded <sup>1</sup>	Radish, Wild <sup>1</sup>
Fiddleneck (Tarweed) <sup>1</sup>	Ragweed, Common <sup>1</sup>
Flixweed <sup>1</sup>	Ragweed, Giant (Buffaloweed) <sup>1</sup>
Fumitory <sup>1</sup>	Rocket, London <sup>1</sup>
Gromwell, Corn <sup>1</sup>	Rocket, Yellow <sup>1</sup>
Groundsel, Common <sup>1</sup>	Salsify (Goatsbeard) <sup>1</sup>
Hempnettle <sup>1</sup>	Shepherdspurse <sup>1</sup>
Henbit	Smartweed, Green
Jacobs Ladder <sup>1</sup>	Smartweed, Pennsylvania
Knawel (German Moss)	Sorrel, Red (Sheep Sorrel) <sup>1</sup>
Knotweed, Prostrate	Sowthistle, Annual
Kochia	Starthistle, Yellow <sup>1</sup>
Ladysthumb	Sunflower, Common (Wild)
Lambsquarters, Common	Thistle, Canada <sup>2</sup>
Lettuce, Miners <sup>1</sup>	Thistle, Russian
Lettuce, Prickly	Velvetleaf
Mallow, Common	Vetch <sup>1</sup>
Mayweed, Chamomile (Dogfennel) <sup>1</sup>	Yarrow, Common <sup>2</sup>
Pepperweed, Peppergrass <sup>1</sup>	

<sup>1</sup> These weeds will be controlled with DICAMBA DMA SALT tank mixtures. Refer to tank mix label for specific weeds controlled.

<sup>2</sup> DICAMBA DMA SALT tank mixes will provide suppression of established broadleaf weeds and control of their seedlings.

### RATES AND TIMINGS

Application of DICAMBA DMA SALT may be made before, during or after planting of small grains. For best performance, make applications when weeds are in the 2- to 3-leaf stage and rosettes are less than 2 inches across. Application of DICAMBA DMA SALT to small grains during periods of rapid growth may result in crop leaning. This condition is temporary and will not reduce crop yields.

Use DICAMBA DMA SALT at 2 to 4 fluid ounces per treated acre in wheat, fall-seeded barley, and oats, and at 2 to 3 fluid ounces per treated acre in spring-seeded barley. Use the higher level of listed rate ranges when treating difficult-to-control weeds such as kochia, Russian thistle and prickly lettuce or dense vegetative growth.

DICAMBA DMA SALT used in a tank mix with other herbicides offers the best spectrum of weed control and herbicide tolerant or resistant weed management. Refer to specific crop for DICAMBA DMA SALT rate and application timing.

For applications prior to the emergence of weeds or when sulfonylurea-resistant weeds are present or suspected, use a minimum of 3 fluid ounces per treated acre of DICAMBA DMA SALT with a tank mix herbicide. Non-sulfonylurea herbicides, such as 2,4-D or MCPA tank mixed with DICAMBA DMA SALT will offer more consistent control of sulfonylurea-resistant weeds.

When tank mixing with sulfonylurea herbicides, such as Ally®, Amber®, Express®, Finesse®, Glean® and Harmony® Extra, use an agriculturally-approved surfactant of at least 80% active ingredient at the rate of 1–4 pints/100 gallons of spray or not more than 0.25–0.5% by volume. Use the highest rate of surfactant when using the lower rate ranges of the tank mix and/or when treating more mature and difficult-to-control weeds or dense vegetative growth.



## FALL- AND SPRING-SEEDED WHEAT

DICAMBA DMA SALT must be applied to fall-seeded wheat prior to the jointing stage. Applications to spring-seeded wheat must be made before wheat reaches the 6-leaf stage.

### TANK MIX TREATMENTS

DICAMBA DMA SALT may be tank mixed with one or more of the following herbicides. Read and follow the label of each tank mix product used for precautionary statements, directions for use, weeds controlled, and geographic and other restrictions.

### BROADCAST RATE PER TREATED ACRE<sup>1</sup>

Apply 2–4 fluid ounces DICAMBA DMA SALT with:

Product	Active Ingredient	Formulation	Amount of Product Per Acre
2,4-D amine or ester	2,4-D	4 lbs./gal.	8–12 fl. oz. (0.25–0.375 lb. a.i./A) <sup>2</sup>
MCPA amine or ester	MCPA	4 lbs./gal.	8–12 fl. oz. (0.25–0.375 lb. a.i./A) <sup>2</sup>
Ally®	metsulfuron-methyl	60% DF	1/10 oz.
Amber®	triasulfuron	75% DF	0.28 oz.
Express®	thifensulfuron + tribenuron-methyl	75% DF	1/6 oz.
Finesse®	chlorsulfuron + metsulfuron-methyl	75% DF	1/3 oz.
Glean®	chlorsulfuron	75% DF	1/6 oz.
Harmony® Extra	thifensulfuron + tribenuron-methyl	75% DF	1/3 oz.
BROX™ 2EC Herbicide, Buctril®	bromoxynil <sup>3</sup>	2 lbs./gal.	1–1-1/2 pts.
BROX™-M Herbicide, Bronate®	bromoxynil + MCPA	4 lbs./gal.	1–2 pts.
Curtail™	clopyralid + 2,4-D	2.38 lbs./gal.	2–2-2/3 pts.
Stinger™	clopyralid	3 lbs./gal.	1/4–1/3 pt.
Karmex® <sup>4</sup>	diuron <sup>3</sup>	80% DF	1/2–1-1/2 lbs.
Sencor® <sup>4</sup>	metribuzin <sup>3</sup>	75% DF	1–10 oz.
Dakota® <sup>5</sup>	fenoxaprop-ethyl + MCPA	3.1 lbs./gal.	16 oz.
Tiller® <sup>5</sup>	fenoxaprop-ethyl + MCPA + 2,4-D	2.7 lbs./gal.	1–1.7 pts.

<sup>1</sup> Early developing wheat varieties such as TAM 107, MADISON, OR WAKEFIELD must receive application between early tillering and the jointing stage. Care should be taken in staging these varieties to be certain that the application occurs prior to the jointing stage.

<sup>2</sup> When using formulations other than 4 lbs./gal., use pounds active/acre listed.

<sup>3</sup> Herbicides with the same active ingredient and/or different formulations may be used.

<sup>4</sup> Tank mixtures for fall-seeded wheat only.

<sup>5</sup> Use 2 fluid ounces of DICAMBA DMA SALT only. Do not use if wild oats is the target weed. Do not use DICAMBA DMA SALT as a tank mix treatment with Dakota® or Tiller® on Durum wheat.

**SPECIAL USE TANK MIXES FOR SPRING- AND FALL-SEEDED WHEAT  
(SEE FOOTNOTES FOR APPLICABLE USES)**

Apply 3–4<sup>1</sup> fluid ounces DICAMBA DMA SALT with:

Product <sup>2</sup>	Active Ingredient	Formulation	Amount of Product Per Acre
2,4-D or MCPA amine	2,4-D or MCPA	4.0 lbs./gal.	1–2 pts. <sup>3</sup> (0.5–1.0 lb. a.i./A) <sup>4</sup>
2,4-D or MCPA ester	2,4-D or MCPA	4.0 lbs./gal.	1–1-1/2 pts. <sup>3</sup> (0.5–0.75 lb. a.i./A) <sup>4</sup>
Ally®	metsulfuron-methyl	60% DF	1/20–1/10 oz.
Amber®	triasulfuron	75% DF	0.14–0.28 oz.
Express®	thifensulfuron + tribenuron-methyl	75% DF	1/12–1/6 oz.
Finesse®	chlorsulfuron + metsulfuron-methyl	75% DF	1/6–1/3 oz.
Glean®	chlorsulfuron	75% DF	1/6 oz.
Harmony® Extra	thifensulfuron + tribenuron-methyl	75% DF	1/6–1/3 oz.
Ally® + 2,4-D amine or ester <sup>5</sup>	metsulfuron-methyl + 2,4-D	60% DF + 4 lbs./gal.	1/20–1/10 oz. + 8 fl. oz.
Amber® + 2,4-D amine or ester <sup>5</sup>	triasulfuron + 2,4-D	75% DF + 4 lbs./gal.	0.14–0.28 oz. + 8 fl. oz.
Express® + 2,4-D amine or ester <sup>5</sup>	(thifensulfuron + tribenuron-methyl) + 2,4-D	75% DF + 4 lbs./gal.	1/12–1/6 oz. + 8 fl. oz.
Finesse® + 2,4-D amine or ester <sup>5</sup>	(chlorsulfuron + metsulfuron-methyl) + 2,4-D	75% DF + 4 lbs./gal.	1/6–1/3 oz. + 8 fl. oz.
Glean® + 2,4-D amine or ester <sup>5</sup>	chlorsulfuron + 2,4-D	75% DF + 4 lbs./gal.	1/6 oz. + 8 fl. oz.
Harmony® Extra + 2,4-D amine or ester <sup>5</sup>	(thifensulfuron + tribenuron-methyl) + 2,4-D	75% DF + 4 lbs./gal.	1/6–1/3 oz. + 8 fl. oz.
Roundup® RT <sup>6</sup>	glyphosate	3.0 lbs./gal.	12–16 fl. oz.

<sup>1</sup> DICAMBA DMA SALT may be used at 6 fluid ounces on fall-seeded wheat in western Oregon as a spring application only. In CO, KS, NM, OK and TX up to 8 fluid ounces of DICAMBA DMA SALT may be applied on fall-seeded wheat after it exceeds the 3-leaf stage for suppression of perennial weeds, such as field bindweed. Applications may be made in fall following a frost but before a killing freeze. DICAMBA DMA SALT may be tank mixed with 2,4-D amine at 8 fluid ounces after wheat begins to tiller. Periods of extended stress, such as cold and wet weather, may enhance the possibility of crop injury. For fall applications only, do not use if the potential for crop injury is not acceptable.

<sup>2</sup> Do not use low rates of sulfonylurea herbicides, such as Ally®, Amber®, Express®, Finesse®, Glean®, and Harmony® Extra, on more mature weeds and/or on dense vegetative growth.

<sup>3</sup> **NOTE:** For use on Fall-Seeded Wheat Only. Do not use unless potential crop injury will be acceptable.

<sup>4</sup> When using formulations other than 4 lbs./gal., use pounds active/acre listed.

<sup>5</sup> Use for improved control of Russian thistle, flixweed, gromwell, mayweed and fiddleneck.

<sup>6</sup> DICAMBA DMA SALT may be applied at 2 fluid ounces with Roundup® RT or any glyphosate formulation labeled for use as a preplant application to small grains with no waiting period prior to planting. Read and follow label directions of the tank mix product for adjuvant use instructions.



## FALL-SEEDED BARLEY

DICAMBA DMA SALT must be applied to fall-seeded barley prior to the jointing stage.

**NOTE:** For spring-seeded barley varieties that are seeded during the winter months or later, follow the rates and timings given for spring-seeded barley.

### TANK MIX TREATMENTS

DICAMBA DMA SALT may be tank mixed with one or more of the following herbicides. Read and follow the label of each tank mix product used for precautionary statements, directions for use, weeds controlled, geographic and other restrictions.

### BROADCAST RATE PER TREATED ACRE

Apply 2–4 fluid ounces DICAMBA DMA SALT with:

Product <sup>1</sup>	Active Ingredient	Formulation	Amount of Product Per Acre
2,4-D amine or ester	2,4-D	4 lbs./gal.	8 fl. oz. (0.25 lb. a.i./A) <sup>2</sup>
MCPA amine or ester	MCPA	4 lbs./gal.	8–12 fl. oz. (0.25–0.375 lb. a.i./A)
Ally®	metsulfuron-methyl	60% DF	1/20–1/10 oz.
Amber®	triasulfuron	75% DF	0.14–0.28 oz.
Express®	thifensulfuron + tribenuron-methyl	75% DF	1/12–1/6 oz.
Finesse®	chlorsulfuron + metsulfuron-methyl	75% DF	1/6–1/3 oz.
Glean®	chlorsulfuron	75% DF	1/6 oz.
Harmony® Extra	thifensulfuron + tribenuron-methyl	75% DF	1/6–1/3 oz.
Sencor®	metribuzin <sup>3</sup>	75% DF	1–10 oz.
BROX™ 2EC Herbicide, Bucril®	bromoxynil	2 lbs./gal.	1–1-1/2 pts.
BROX™-M Herbicide, Bronate®	bromoxynil + MCPA	4 lbs./gal.	3/4–1-1/2 pts.

<sup>1</sup> Do not use low rates of sulfonylureas (Ally®, Amber®, Express®, Glean®, and Harmony® Extra) on more mature weeds and/or on dense vegetative growth.

<sup>2</sup> When using formulations other than 4 lbs./gal., use pounds active/acre listed.

<sup>3</sup> Herbicides with the same active ingredient and/or different formulations may be used.



## SPRING-SEEDED BARLEY

DICAMBA DMA SALT must be applied before spring-seeded barley exceeds the 4-leaf stage.

### TANK MIX TREATMENTS

DICAMBA DMA SALT may be tank mixed with one or more of the following herbicides. Read and follow the label of each tank mix product used for precautionary statements, directions for use, weeds controlled, geographic and other restrictions.

### BROADCAST RATE PER TREATED ACRE

Apply 2–3 fluid ounces of DICAMBA DMA SALT with:

Product <sup>1</sup>	Active Ingredient	Formulation	Amount of Product Per Acre
MCPA amine or ester	MCPA	4 lbs./gal.	8–12 fl. oz. (0.25–0.375 lb. a.i./A) <sup>2</sup>
Ally®	metsulfuron-methyl	60% DF	1/20–1/10 oz.
Amber®	triasulfuron	75% DF	0.14–0.28 oz.
Express®	thifensulfuron + tribenuron-methyl	75% DF	1/12–1/6 oz.
Finesse®	chlorsulfuron + metsulfuron-methyl	75% DF	1/6–1/3 oz.
Glean®	chlorsulfuron	75% DF	1/6 oz.
Harmony® Extra	thifensulfuron + tribenuron-methyl	75% DF	1/6–1/3 oz.
Sencor®	metribuzin <sup>3</sup>	75% DF	1–10 oz.
BROX™ 2EC Herbicide, Buctril®	bromoxynil	2 lbs./gal.	1–1-1/2 pts.
BROX™-M Herbicide, Bronate®	bromoxynil + MCPA	4 lbs./gal.	3/4–1-1/2 pts.

<sup>1</sup> Do not use low rates of sulfonyleureas (Ally®, Amber®, Express®, Glean®, and Harmony® Extra) on more mature weeds and/or on dense vegetative growth.

<sup>2</sup> When using formulations other than 4 lbs./gal., use pounds active/acre listed.

<sup>3</sup> Herbicides with the same active ingredient and/or different formulations may be used.

## FALL- AND SPRING-SEEDED OATS

DICAMBA DMA SALT must be applied before spring-seeded oats exceed the 5-leaf stage. Applications to fall-seeded oats must be made prior to the jointing stage.

### TANK MIX TREATMENTS

DICAMBA DMA SALT may be tank mixed with one or more of the following herbicides. Read and follow the label of each tank mix product used for precautionary statements, directions for use, weeds controlled, geographic and other restrictions.

### BROADCAST RATE PER TREATED ACRE

Apply 2–4 fluid ounces of DICAMBA DMA SALT with:

Product	Active Ingredient	Formulation	Amount of Product Per Acre
MCPA amine or ester	MCPA	4 lbs./gal.	8–12 fl. oz. (0.25–0.375 lb. a.i./A) <sup>1</sup>

<sup>1</sup> When using formulations other than 4 lbs./gal., use pounds active/acre listed.

## SUGARCANE

Observe all precautions. Read and follow "MIXING AND APPLICATION" instructions.

Do not apply within 87 days of harvest.

Consult your local or state authorities for possible application restrictions, especially concerning aerial applications and advice concerning special local use situations.

### WEEDS CONTROLLED

DICAMBA DMA SALT, when applied at the label rates, will control many annual, biennial and perennial broadleaf weeds commonly found in sugarcane. (Refer to "WEED LIST".)





### RATES AND TIMINGS

Application of DICAMBA DMA SALT may be made any time after weeds have emerged and are actively growing but before the close-in stage of sugarcane. Application rates and timings of DICAMBA DMA SALT are given below. Use the higher level of listed rate ranges when treating dense vegetative growth.

Weed Stage & Type	Product Amount	Broadcast Rate Per Treated Acre (lbs. a.i.)
<b>Annual</b>		
Small, actively growing	1/2-1 pt.	1/4-1/2
Established growth	1-1-1/2 pts.	1/2-3/4
<b>Biennial</b>	1-2 pts.	1/2-1
<b>Perennial</b>	2-4 pts.	1-2*

\*Application made over the top of actively growing sugarcane may result in crop injury.

When possible, direct the spray beneath the sugarcane canopy in order to minimize the likelihood of crop injury. The use of directed sprays will also aid in maximizing spray coverage of weed foliage.

Retreatments may be made as needed; however, do not exceed a total of 4 pints (2 lbs. a.i.) of DICAMBA DMA SALT per treated acre during a growing season.

### TANK MIX TREATMENTS

DICAMBA DMA SALT may be tank mixed with one or more of the following herbicides for control of grasses or additional broadleaf weeds. Read and follow the label of each tank mix product used for precautionary statements, directions for use, rates and timings, weeds controlled, geographic and other restrictions.

Herbicide	Rate Per Treated Acre (lbs. a.i.)
ametryn (Evik®)	2/5-8
asulam (Asulox®)	2-3-1/3
atrazine	2/5-4
2,4-D	1/2-3*

\*Application of DICAMBA DMA SALT plus 2,4-D tank mix at the higher listed ranges may result in crop injury.

### PASTURE, HAY, RANGELAND AND GENERAL FARMSTEAD (NON-CROPLAND)

DICAMBA DMA SALT is labeled for use on pasture, hay, rangeland, general farmstead (non-cropland including fence rows and non-irrigation ditchbanks) for broadleaf weed and brush control. DICAMBA DMA SALT may also be applied to non-cropland areas for the control of broadleaf weeds in noxious weed control programs. Districts or areas including broadcast or spot treatment of roadsides and highways, utilities, railroad and pipeline rights-of-way. Noxious weeds must be recognized at the state level but programs may be administered at state, county or other level.

Observe all precautions. Read and follow mixing and application instructions.

Do not apply within 7 days of harvesting of grass hay.

DICAMBA DMA SALT uses described in this section also pertain to small grains (such as barley, forage sorghum, oats, rye, sudangrass or wheat) grown for pasture use only.

Newly seeded areas, including small grains grown for pasture may be severely injured if rates of DICAMBA DMA SALT greater than 1 pint/A are applied.

Established grass crops growing under stress can exhibit various injury symptoms that may be more pronounced if herbicides are applied. Furthermore, rates of DICAMBA DMA SALT in excess of 2 quarts (2 lbs. a.i.) per treated acre may cause temporary injury to many grass species.

Bentgrass, carpetgrass, buffalograss and St. Augustine grass may be injured at rates exceeding 1 pint DICAMBA DMA SALT (1/2 lb. a.i.) per treated acre. Usually colonial bentgrasses are more tolerant than creeping types. Velvetgrasses are most easily injured. Treatments will kill or injure alfalfa, clovers, lespedeza, wild winter peas, vetch and other legumes.

Animals cannot be removed from treated area for slaughter prior to 30 days after last application. There is no waiting period between treatment and grazing for non-lactating animals.



**TIMING RESTRICTIONS FOR LACTATING DAIRY ANIMALS FOLLOWING TREATMENT**

DICAMBA DMA SALT Rate per Treated Acre	Days Before Grazing	Days Before Hay Harvest
Up to 1 pint (1/2 lb. a.i.)	7 days	37 days
Up to 1 quart (1 lb. a.i.)	21 days	51 days
Up to 2 quarts (2 lbs. a.i.)	40 days	70 days

**NOTE:** Observe all precautions and restrictions on labels of products used in tank mixtures.

DICAMBA DMA SALT contains 0.5 pound a.e. of dicamba per pint. When tank mixing with products that contain dicamba, do not exceed a combined total of 1.0 pound of a.e. per acre per application.

**MIXING AND APPLICATION**

DICAMBA DMA SALT can be applied using water, oil in water emulsions including invert systems, or sprayable fluid fertilizer as a carrier. A compatibility test (see "COMPATIBILITY TEST" section) should be made prior to tank mixing.

To prepare oil in water emulsions, half-fill spray tank with water. Then add the appropriate amount of emulsifier with continuous agitation. Slowly add the herbicide and then the oil (such as diesel oil or fuel oil) or a premix of oil plus additional emulsifier to spray tank. Complete filling of spray tank with water. Maintain vigorous agitation during spray operation to prevent oil and water from forming separate layers.

DICAMBA DMA SALT may be applied broadcast using either ground or aerial application equipment. When using ground equipment, apply 3 to 600 gallons of diluted spray per treated acre. Volume of spray applied will depend on the height, density, and type of weeds or brush being treated and on the type of equipment being used. When using aerial equipment, apply 2 to 40 gallons of diluted spray per treated acre in a water-based carrier.

DICAMBA DMA SALT may be applied to individual clumps or small areas (spot treatment) of undesirable vegetation using handgun or similar types of application equipment. Apply diluted sprays to allow complete wetting (up to runoff) of foliage and stems.

Herbicide adjuvants or other spray additives (emulsifiers, surfactants, wetting agents, drift control agents, or penetrants) may be used for wetting, penetration, or drift control. Spray additives must be agriculturally approved when used in pasture applications. If spray additives are used, read and follow all use instructions and precautions on product label.

**WEEDS CONTROLLED**

DICAMBA DMA SALT, when applied at label rates, will give control of many annual, biennial, and perennial broadleaf weeds, and many woody brush and vine species commonly found in pasture, hay, rangeland and general farmstead (non-cropland) areas. (Refer to "WEED LIST".) Perennial weeds noted with an asterisk (\*) may be controlled with lower rates of either DICAMBA DMA SALT or DICAMBA DMA SALT plus 2,4-D. See "RATES AND TIMINGS" below.

**RATES AND TIMINGS**

Application rates and timing of DICAMBA DMA SALT are given below. Use the higher level of listed rate ranges when treating dense or tall vegetative growth.

Weed Stage & Type	Product Amount	Broadcast Rate Per Treated Acre (lbs. a.i.)
<b>Annual</b>		
Small, actively growing	1/2-1 pt.	1/4-1/2
Established weed growth	1-1-1/2 pts.	1/2-3/4
<b>Biennial<sup>1</sup> - Rosette diameter</b>		
Less than 3"	1/2-1 pt.	1/4-1/2
3" or more	1-2 pts.	1/2-1
Bolting	2-3 pts.	1-1-1/2
<b>Perennial</b>		
Suppression or top growth control	1/2-1 qt.	1/2-1
Noted (*) Perennials	1-2 qts.	1-2*
<b>Other Perennials</b>	2 qts.	2*
<b>Woody Brush &amp; Vines</b>		
Top growth suppression	1/2-1 qt.	1/2-1
Top growth control <sup>2</sup>	1-2 qts.	1-2*
Stems and stem suppression	2 qts.	2*

<sup>1</sup>For best performance, make application when biennial weeds are in the rosette stage.

<sup>2</sup>Species noted in "WEED LIST" section will require tank mixtures for adequate control.

\*Rates above 2.0 lbs. a.i./A are spot treatments only. Do not broadcast apply more than 1 lb. a.i./A.

Retreatments may be made as needed; however, do not exceed a total of 2 quarts (2 lbs. a.i.) of DICAMBA DMA SALT per treated acre during a growing season.

### TANK MIX TREATMENTS

Read and follow the label of each tank mix product used for precautionary statements, directions for use, application rates and other restrictions. DICAMBA DMA SALT may be tank mixed with one or more of the following herbicides for control of grasses, additional broadleaf weeds, and woody brush and vines.

Herbicide	Rate Per Treated Acre (lbs. a.i.)
Pasture, hay, rangeland and general farmstead (non-cropland) use:	
glyphosate (GlyStar® Original, Roundup®)	3/4 – 3-3/4
metsulfuron methyl (Ally®)	0.0038 – 0.011
paraquat (Gramoxone®)	1/2 – 1
picloram (Tordon™)	1/8 – 3
tricolopyr (Garlon™)	3/4 – 9
2,4-D	1/4 – 6

Due to variations that may occur in formulated products and specific use ingredients (e.g., water supplies), a compatibility test (see "COMPATIBILITY TEST" section) should be performed prior to actual tank mixing if applicator has no prior experience with that tank mix.

### CUT SURFACE TREE TREATMENTS

DICAMBA DMA SALT may be applied as a cut surface treatment for control of unwanted trees and prevention of sprouts of cut trees. A mix of 1 part DICAMBA DMA SALT with 1 to 3 parts water should be used in application. Use the lower dilution when treating difficult-to-control species.

**FRILL OR GIRDLE TREATMENTS:** Make a continuous cut or a series of overlapping cuts using an axe to girdle tree trunk. Spray or paint cut surface with the DICAMBA DMA SALT/water mix.

**STUMP TREATMENTS:** Spray or paint freshly cut surface with the water mix. The area adjacent to the bark should be thoroughly wet.

**NOTE:** For more rapid foliar effects, 2,4-D may be added to the DICAMBA DMA SALT/water mix.

### DORMANT APPLICATIONS FOR CONTROL OF MULTIFLORA ROSE

DICAMBA DMA SALT can be applied when plants are dormant as an undiluted SPOT-CONCENTRATE directly to the soil or as a LO-OIL BASAL BARK treatment using an oil-water emulsion solution.

SPOT-CONCENTRATE applications of DICAMBA DMA SALT should be applied directly to the soil as close as possible to the root crown but within 6-8 inches of the crown. On sloping terrain, application should be made to the uphill side of the crown. Do not make application when snow or water prevents applying DICAMBA DMA SALT directly to the soil. The use rate of DICAMBA DMA SALT is dependent on the canopy diameter of the multiflora rose. Examples: Use DICAMBA DMA SALT at 1/4, 1 or 2-1/4 fluid ounces of product respectively, for 5, 10, or 15 feet canopy diameters. Do not exceed a total of 2 qts. DICAMBA DMA SALT per acre per year.

LO-OIL BASAL BARK applications of DICAMBA DMA SALT should be applied to the basal stem regions from the ground line up to a height of 12 to 18 inches. Spray until runoff, with special emphasis on covering the root crown. For best results, make application when plants are dormant. Do not make application after bud break or when plants are showing signs of active growth. Do not make application when snow or water prevents applying DICAMBA DMA SALT to the ground line. Refer to "MIXING AND APPLICATIONS" above in this section for method of preparing oil-in-water emulsion. Example for making approximately 2 gallons of a LO-OIL spray mixture: combine 1-1/2 gallons water plus 1 ounce emulsifier plus 1 pint DICAMBA DMA SALT plus 2-1/2 pints of No. 2 diesel fuel. Adjust amounts of materials used proportionately to the amount of final spray solution desired. Do not exceed 8 gallons of spray solution mix applied per acre per year.

### CONSERVATION RESERVE PROGRAM (CRP) ACRES

DICAMBA DMA SALT can be used on both newly seeded and established grasses grown in Conservation Reserve or Federal Set-Aside Programs.

Observe all precautions, "MIXING AND APPLICATION" directions.

DICAMBA DMA SALT treatment will injure or may kill alfalfa, clovers, lespedeza, wild winter peas, vetch, and other legumes.

Agriculturally-approved surfactants may be added to the spray mixture to improve postemergence weed control, particularly in dry growing conditions.

Do not use adjuvants containing penetrants such as petroleum-based oils after grass emergence on newly seeded grasses.

DICAMBA DMA SALT contains 0.5 pound a.e. of dicamba per pint. When tank mixing with products that contain dicamba, do not exceed a combined total of 1.0 pound of a.e. per acre per application.



### NEWLY SEEDED AREAS

DICAMBA DMA SALT may be applied either preplant or postemergence to newly seeded grasses or small grains such as barley, oats, rye, sudangrass, wheat, or other grain species grown as a cover crop. Postemergence applications may be made after seedling grasses exceed the 3-leaf stage. Rates of DICAMBA DMA SALT greater than 1 pint per treated acre may severely injure newly seeded grasses.

**Preplant applications:** Injury to new seedlings may occur if intervals between application and grass planting are less than 45 days per pint of DICAMBA DMA SALT per treated acre west of the Mississippi River or 20 days per pint east of the Mississippi River.

### ESTABLISHED GRASS STANDS

Established grass stands are perennial grasses planted one or more seasons prior to treatment. Certain species, bentgrass, carpetgrass, smooth brome, buffalograss or St. Augustine grass, may be injured when treated with DICAMBA DMA SALT at rates exceeding 1 pint per treated acre.

### WEEDS CONTROLLED

DICAMBA DMA SALT, when applied at label rates, will control many annual and biennial weeds and provide control or suppression of many perennial weeds. (Refer to "WEED LIST".)

### RATES AND TIMINGS

Application rates and timings of DICAMBA DMA SALT treatments are given below. Use the higher rate of the rate range when vegetation is either dense or tall, or when weeds are growing under stressed conditions such as drought or cool temperature.

Weed Type* and Stage	Broadcast Rate Per Treated Acre	
	Amount of formulated DICAMBA DMA SALT (pts.)	Equivalent lbs. a.i.
<b>Annuals</b>		
Small, actively growing	1/4-1	1/8-1/2
Established weed growth	1	1/2
<b>Biennials** - Rosette diameter</b>		
Less than 3"	1/2-1	1/4-1/2
3" or more	1-2	1/2-1
Bolting biennial	2-3	1-1-1/2
<b>Perennials**</b>		
Suppression/Control	2-4	1-2

\*For best results, treat biennial weeds with DICAMBA DMA SALT when they are in the rosette stage of growth. Retreatments may be made as needed; however, do not exceed a total of 2 quarts (2 lbs. a.i.) of DICAMBA DMA SALT per treated acre during a growing season.

\*\*Biennial and perennial weeds will require follow-up (sequential) treatments for seedling control and escapes.

### TANK MIX TREATMENTS

To control grasses and additional broadleaf weeds, DICAMBA DMA SALT may be tank mixed with other herbicides registered for use in Conservation Reserve Programs such as 2,4-D, glyphosate (GlyStar® Original or Roundup®), paraquat (Gramoxone®), metsulfuron (Ally®) and others.

Read and follow the label of each tank mix product used for precautionary statements, directions for use, application rates, and other restrictions.



## ASPARAGUS

### FOR USE ONLY IN THE STATES OF CALIFORNIA, OREGON AND WASHINGTON

Observe all precautions. Read and follow mixing and application instructions.

If spray contacts emerged spears, crooking (twisting) of some spears may result. If such crooking occurs, discard affected spears.

Do not harvest prior to 24 hours after treatment.

Do not use in the Coachella Valley of California.

Two applications may be made per growing season. Do not exceed a total of 1 pint of DICAMBA DMA SALT per treated acre per crop year.

DICAMBA DMA SALT contains 0.5 pound a.e. of dicamba per pint. When tank mixing with products that contain dicamba, do not exceed a combined total of 1.0 pound of a.e. per acre per application.

### RATES AND TIMINGS

Apply DICAMBA DMA SALT to emerged and actively growing weeds in 40 to 60 gallons of diluted spray per treated acre immediately after cutting the field, but at least 24 hours before the next cutting.

Weeds	Rate Per Treated Acre
Mustard, Black Pigweed, Redroot (Carelessweed) Sowthistle, Annual *Thistle, Canada Thistle, Russian	1/2–1 pt. (1/4–1/2 lb. a.i.)
*Bindweed, Field Chickweed, Common Goosefoot, Nettleleaf Radish, Wild Thistle, Milk	1 pt. (1/2 lb. a.i.)

DICAMBA DMA SALT may be applied in a tank mixture with either 2,4-D, GlyStar® Original or Roundup® for improved control of noted (\*) weeds. Read and follow 2,4-D, GlyStar® Original or Roundup® product labeling for precautionary statements, directions for use, application rates and timings, and other restrictions.

## TURF AND LAWN

### FOR USE IN GENERAL FARMSTEAD (NON-CROPLAND) AND SOD FARMS

Observe all precautions. Read and follow mixing and application instructions.

To avoid injury to newly seeded grasses, application of DICAMBA DMA SALT should be delayed until after the second mowing. Furthermore, application rates in excess of 1 pint (1/2 lb. a.i.) per treated acre may cause noticeable stunting or discoloration of sensitive grass species such as bentgrass, carpetgrass, buffalograss, and St. Augustine grass.

In areas where roots of sensitive plants extend, do not apply in excess of 1/4 pint (1/8 lb. a.i.) of DICAMBA DMA SALT per treated acre on coarse-textured (sandy-type) soils, or in excess of 1/2 pint (1/4 lb. a.i.) per treated acre on fine-textured (clay-type) soils. Do not make repeat applications in these areas for 30 days and until previous applications of DICAMBA DMA SALT have been activated in the soil by rain or irrigation.

DICAMBA DMA SALT contains 0.5 pound a.e. of dicamba per pint. When tank mixing with products that contain dicamba, do not exceed a combined total of 1.0 pound of a.e. per acre per application.

### WEEDS CONTROLLED

DICAMBA DMA SALT, when applied at label rates, will give control of many annual, biennial, and noted (\*) perennial broadleaf weeds commonly found in turf. DICAMBA DMA SALT will also give growth suppression of many other listed perennial broadleaf weeds and woody brush and vine species. (Refer to "WEED LIST".)

### MIXING AND APPLICATION

Apply 30 to 200 gallons of diluted spray per treated acre (3 qts. to 4-1/4 gals. per 1,000 sq. ft.), depending on density or height of weeds treated and on the type of equipment used.



### RATES AND TIMINGS

Use the higher level of listed rate ranges when treating dense vegetative growth.

Weed Stage and Type	DICAMBA DMA SALT		
	Pints per treated acre	Pounds a.i. per treated acre	Teaspoons per 1,000 sq. ft.
<b>Annuals</b>			
Small, actively growing	1/2-1	1/4-1/2	1-2-1/4
Established weed growth	1-1-1/2	1/2-3/4	2-1/4-3-1/4
<b>Biennials - Rosette diameter</b>			
Less than 3"	1/2-1	1/4-1/2	1-2-1/4
3" or more	1-2	1/2-1	2-1/4-4-1/2
<b>Perennials, Woody Brush and Vines</b>	1-2	1/2-1	2-1/4-4-1/2

For best performance, apply when weeds are emerged and actively growing.

Retreatments may be made as needed; do not exceed a total of 2 pints (1 lb. a.i.) DICAMBA DMA SALT per treated acre during a growing season.

### TANK MIX TREATMENTS

Read and follow the label of each tank mix product used for precautionary statements, directions for use, application rates and timings and other restrictions.

Tank mix treatments of DICAMBA DMA SALT may be made with 2,4-D, MCPA, MCPP, or bromoxynil for control of additional weeds listed on the tank mix product label.

Apply 1/5 to 1/2 pint (1/10 to 1/4 lb. a.i.) of DICAMBA DMA SALT per treated acre with 1/2 to 1-1/2 lbs. acid equivalent of 2,4-D, MCPA, MCPP, or with 3/8 to 1/2 lb. a.i. of bromoxynil. Use the higher level of the listed rate ranges when treating established weeds. Repeat treatments may be made as needed; however, do not exceed 2 pints (1 lb. a.i.) of DICAMBA DMA SALT per treated acre during the growing season.

### GRASS SEED CROPS

#### GRASSES GROWN FOR SEED SUCH AS BERMUDAGRASS, BLUEGRASS, FESCUE AND RYEGRASS

Observe all precautions. Read and follow mixing and application instructions.

Refer to the "PASTURE, HAY, RANGELAND, AND GENERAL FARMSTEAD (NON-CROPLAND)" section for possible grazing and feeding restrictions.

Do not use on bentgrass unless possible crop injury can be tolerated.

DICAMBA DMA SALT contains 0.5 pound a.e. of dicamba per pint. When tank mixing with products that contain dicamba, do not exceed a combined total of 1.0 pound of a.e. per acre per application.

### WEEDS CONTROLLED

DICAMBA DMA SALT will provide control or suppression of annual broadleaf weeds listed below. For improved control of listed weeds plus additional weeds, DICAMBA DMA SALT may be applied in a tank mix with other herbicides.

Alfalfa <sup>1</sup>	Chamomile, Corn	Hemlock, Poison	Lettuce, Prickly
Bedstraw, Catchweed	Chickweed, Common	Knapeed, Russian <sup>1</sup>	Mayweed (Dogfennel)
Bindweed, Field	Chickweed, Mouseear	Knawel	Ragwort, Tansy
Buttercup, Corn	Clover	Knotweed, Prostrate	Sorrel, Red (Sheep Sorrel)
Buttercup, Creeping	Cockle, White	Kochia	Sowthistle, Annual
Buttercup, Western Field	Dock, Broadleaf	Ladysthumb	Starwort, Little
Catchfly, Nightflowering	Dock, Curly	Lambsquarters, Common	Thistle, Canada <sup>1</sup>

<sup>1</sup> Top growth only.

### RATES AND TIMINGS

Apply 1/2 to 1 pint of DICAMBA DMA SALT per treated acre on seedling grass after the crop reaches the 3- to 5-leaf stage. Apply up to 2 pints of DICAMBA DMA SALT on well-established perennial grass. Do not apply after the grass seed crop begins to joint. For best performance, make applications when weeds are in the 2- to 4-leaf stage and rosettes are less than 2 inches across. Use the higher level of listed rate ranges when treating more mature weeds or dense vegetative growth.







### TANK MIX TREATMENTS

For control of grasses or additional broadleaf weeds, DICAMBA DMA SALT may be tank mixed with all broadleaf herbicides registered for use in Grass Seed Production. Read and follow the label of each tank mix product used for precautionary statements, directions for use, weeds controlled and geographic and other restrictions.

### BROADCAST RATE PER TREATED ACRE

Apply 1/2 to 2 pints DICAMBA DMA SALT with:

Product	Active Ingredient	Formulation	Amount of Product Per Acre
2,4-D amine or ester	2,4-D	4 lbs./gal.	1–4 pts. (0.5–2.0 lbs. a.i./A) <sup>1</sup>
MCPA amine	MCPA	4 lbs./gal.	1–2 pts. (0.5–1.0 lb. a.i./A) <sup>1</sup>
BROX™ 2EC Herbicide, Buctril®	bromoxynil <sup>2</sup>	2 lbs./gal.	1–2 pts.
Curtail™	clopyralid + 2,4-D	2.38 lbs./gal.	1–3/4–4 pts.
Karmex®	diuron <sup>2</sup>	80% DF	2–4 lbs.
Stinger™	clopyralid	3 lbs./gal.	1/4–1 pt.

<sup>1</sup>When using formulations other than 4 lbs./gal., use pounds active/acre listed.

<sup>2</sup>Herbicides with the same common name and/or different formulations may be used.

### ANNUAL GRASS CONTROL

For suppression of annual grass weeds such as:

Brome, Downy (Cheatgrass)                      Brome, Ripgut  
Fescue, Rattail                                      Windgrass

Apply up to 4 pints of DICAMBA DMA SALT per treated acre in the fall or late summer after harvest and burning of established grass seed crops. Applications should be made immediately following the first irrigation when the soil is moist and before weeds have more than 2 leaves.

### PREPLANT DIRECTIONS (POST-HARVEST/FALLOW/CROP STUBBLE/SET-ASIDE) FOR BROADLEAF WEED CONTROL BEFORE WHEAT, CORN, SORGHUM, SOYBEANS

Observe all precautions. Read and follow mixing and application instructions.

### WEEDS CONTROLLED

DICAMBA DMA SALT may be applied alone or in tank mix combinations with other herbicides registered for this use.

DICAMBA DMA SALT can be applied either post-harvest in the fall, spring or summer, during the fallow period or to crop stubble/set-aside acres. DICAMBA DMA SALT, when applied at the label rates, will control many annual broadleaf weeds. See the "WEEDS CONTROLLED" section under small grains. In addition, DICAMBA DMA SALT will control or suppress the following biennial and perennial broadleaf weeds:

Alfalfa <sup>1</sup>	Dandelion, Common <sup>1</sup>	Knapweed, Diffuse	Thistle, Bull
Artichoke, Jerusalem	Dock, Curly <sup>1</sup>	Nightshade, Silver	Thistle, Canada <sup>2</sup>
Bindweed, Field	Dogbane, Hemp	Redvine	Thistle, Milk
Bindweed, Hedge	Garlic, Wild <sup>2</sup>	Smartweed, Swamp	Thistle, Musk
Blueweed, Texas	Horsenettle, Carolina	Sowthistle, Perennial <sup>1</sup>	Thistle, Plumeless
Bursage (Bur Ragweed,	Knapweed, Spotted	Spurge, Leafy	Thistle, Scotch
Povertyweed, Lakeweed) <sup>1</sup>	Trumpet creeper (Buckvine)		

<sup>1</sup>Perennials may be controlled using DICAMBA DMA SALT at rates lower than those for other listed perennial weeds. (See "RATES AND TIMINGS" under this heading).

<sup>2</sup>See the "SPECIAL TANK MIX TREATMENTS" section under this heading for specific control programs for these weeds.

### RATES AND TIMINGS

Apply DICAMBA DMA SALT as a broadcast or spot treatment to emerged and actively growing weeds after crop harvest (post-harvest) and before a killing frost or in the fallow cropland or crop stubble the following spring or summer. Agriculturally-approved spray additives, such as surfactants or oils, may be used to enhance spray coverage and the herbicide's penetration of weed foliage. See "CROPPING RESTRICTIONS" for required interval between application and planting to prevent crop injury.

For best performance, make application when annual weeds are less than 6 inches tall, when biennial weeds are in the rosette stage, and to perennial weed regrowth in late summer or fall following a mowing or tillage treatment. Most effective control of upright perennial broadleaf weeds, such as Canada thistle and Jerusalem artichoke, occurs if application is made when the majority of weeds, such as field bindweed and hedge bindweed, are in or beyond the full bloom stage.



Avoid disturbing treated areas following application. Treatments may not kill weeds which develop from seed or underground plant parts, such as rhizomes or bulbets, after the effective period for DICAMBA DMA SALT. For seedling control, a follow-up program or other cultural practices could be instituted. For small grain in-crop uses of DICAMBA DMA SALT, see the "RATES AND TIMINGS" section under the "SMALL GRAINS" heading for details.

#### DICAMBA DMA SALT RATES PER TREATED ACRE

Weed Type	Amount of Product Per Acre
Annual	1/2–1 pt. (8 to 16 fl. oz.)
Biennial	1–2 pts. (16 to 32 fl. oz.)
Perennial	1–4 pts. (16 to 64 fl. oz.)
Perennial suppression	1–2 pts. (16 to 32 fl. oz.)
Noted <sup>(1)</sup> perennials	2–4 pts. (32 to 64 fl. oz.)
Other perennials	4 pts. (64 fl. oz.)

Retreatments may be made as needed; however, do not exceed a total of 4 pints of DICAMBA DMA SALT per treated acre during any given period.

#### TANK MIX TREATMENTS

DICAMBA DMA SALT may be tank mixed with one or more of the following herbicides for control of grasses or additional broadleaf weeds. Read and follow the label of each tank mix product used for precautionary statements, directions for use, rates and timings, weeds controlled, geographic and other restrictions.

#### DICAMBA DMA SALT BROADCAST RATE PER TREATED ACRE FOR ANNUAL WEED CONTROL

Apply 1/4 to 1 pint DICAMBA DMA SALT with:

Product	Active Ingredient	Formulation	Amount of Product Per Acre
Aatrex® 4L <sup>1</sup>	atrazine	4 lbs./gal.	0.5–6 pts.
Aatrex® Nine-O <sup>®1</sup>	atrazine	90% DF	0.5–3-1/3 lbs.
Ally <sup>®2</sup>	metsulfuron-methyl	75% DF	0.1 oz.
Amber <sup>®2</sup>	triasulfuron	75% DF	0.28–0.35 oz.
Cyclone <sup>®</sup>	paraquat	2 lbs./gal.	1–2 pts.
Fallow Star™ or Fallow Master™	glyphosate + dicamba	1.6 lbs./gal.	22–44 fl. oz.
Finesse <sup>®2</sup>	chlorsulfuron + metsulfuron-methyl	75% DF	0.2 oz.
Gramoxone <sup>®</sup> Extra	paraquat	2.5 lbs./gal.	1.5 pts.
Kerb <sup>®1</sup>	pronamide	50-W	0.5–1 lb.
Landmaster <sup>®</sup> BW	glyphosate + 2,4-D	2.4 lbs./gal.	27–54 fl. oz.
GlyStar <sup>®</sup> Original, Roundup <sup>®</sup> or Roundup <sup>®</sup> RT	glyphosate	3 lb./gal.	8–48 fl. oz.
Sencor <sup>®</sup> DF <sup>1</sup>	metribuzin	75% DF	0.5–1 lb.
Sencor <sup>®</sup> 4 <sup>1</sup>	metribuzin	4 lbs./gal.	0.75–1.5 pts.
2,4-D	2,4-D	4 lbs./gal.	1–2 pts. (0.5–1 lb. a.i./A) <sup>3</sup>

<sup>1</sup>Tank mixes of DICAMBA DMA SALT with these products may be subject to special restrictions. See the product label of the tank mix partner for intended use rates, restrictions and other precautions.

<sup>2</sup>When tank mixing with sulfonyleurea herbicides, refer to the product label for rates and restrictions. Use a surfactant of at least 80% active ingredient at the rate of 1–2 quarts/100 gallons of spray or not more than 0.25–0.5% by volume. Use the highest rate of surfactant when using the lower rate ranges of the tank mix and/or when treating more mature weeds or dense vegetative growth. Sulfonyleurea-resistant weeds may not be controlled by tank mixes of DICAMBA DMA SALT and a sulfonyleurea. Refer to the DICAMBA DMA SALT tank mix section for alternative tank mixes.

<sup>3</sup>When using formulations other than 4 lb./gal., use pounds active/acre listed.



**DICAMBA DMA SALT BROADCAST RATE PER TREATED ACRE  
FOR BIENNIAL AND PERENNIAL WEED CONTROL**

Apply 1 to 4 pints of DICAMBA DMA SALT with:

Product	Active Ingredient	Formulation <sup>9</sup>	Amount of Product Per Acre
Curtail™	clopyralid + 2,4-D	2.38 lbs./gal.	2–4 pts.
2,4-D	2,4-D	4 lbs./gal.	2–6 pts. (1.0–3 lbs. a.i./A) <sup>1</sup>
Landmaster® BW	glyphosate + 2,4-D	2.4 lbs./gal.	54 fl. oz.
GlyStar® Original, Roundup®	glyphosate	3 lbs./gal.	1–5 qts.
Roundup® RT	glyphosate	3 lbs./gal.	1–5 qts.
Tordon™ 22K	picloram	2 lbs./gal.	1/2–1 pt.

<sup>1</sup>When using formulations other than 4 lbs./gal., use pounds active/acre listed.

**SPECIAL TANK MIX TREATMENTS**

For suppression of perennial weeds, apply 1/2–1 pint of DICAMBA DMA SALT with 8–16 fluid ounces of GlyStar® Original, Roundup® or Roundup® RT per treated acre.

For wild garlic control, apply 1 pint DICAMBA DMA SALT with 3 pints of 2,4-D LV ester (4 lbs./gal.) per treated acre. Apply when wild garlic is 4 to 8 inches tall.

For Canada thistle control, use DICAMBA DMA SALT, DICAMBA DMA SALT plus Curtail™, or DICAMBA DMA SALT plus GlyStar® Original, Roundup® or Roundup® RT tank mix treatments.

Application may be made during fallow periods for control of volunteer barley, bulbous bluegrass, downy brome, jointed goatgrass, common rye and volunteer wheat when they are actively growing. Use 1 pint DICAMBA DMA SALT with 1/2–1 lb. Kerb® 50-W. Fall-seeded wheat may be planted 9 months or more after application. For best performance, make application between mid-October and mid-December, prior to soil freeze-up.

During fallow periods, apply DICAMBA DMA SALT plus Landmaster® BW, Fallow Star™ or Fallow Master™ to give improved control of kochia, wild buckwheat, prickly lettuce, field bindweed and Canada thistle. Use 1/8–1/4 pint of DICAMBA DMA SALT plus 22–54 fluid ounces of Landmaster® BW, Fallow Star™ or Fallow Master™ for annual weed control or 1/4–1/2 pint DICAMBA DMA SALT plus 22–54 fluid ounces of Landmaster® BW, Fallow Star™ or Fallow Master™ for perennial weed suppression.

**CROPPING RESTRICTIONS**

The following instructions are based on DICAMBA DMA SALT use rates up to 4 pints per treated acre.

Corn, sorghum, and soybeans may be planted in the spring following applications made during the previous year. If less than 1 inch of rain-fall occurs between application and first killing frost, treated areas should be cultivated to allow herbicide to come in contact with moist soil. Cultivation may take place before or immediately after ground thaw.

Soybean injury may occur if the interval between application and planting is less than specified. In areas with greater than 30 inches of rain-fall, delay planting for 30 days per pint of DICAMBA DMA SALT per treated acre. In areas with less than 30 inches of rainfall, delay planting for 45 days per pint of DICAMBA DMA SALT per treated acre. Exclude days when ground is frozen.

Wheat may be planted in the fall or spring following applications. Also, spot application may be made any time prior to crop emergence if crop injury can be tolerated in treated areas. Wheat injury may occur if the interval between application and planting is less than specified.

East of the Mississippi River, the interval is 20 days per pint of DICAMBA DMA SALT per treated acre or 1.25 days per 1 ounce. Moisture is essential for DICAMBA DMA SALT degradation. Exclude days when ground is frozen.

West of the Mississippi River, the interval is 45 days per pint of DICAMBA DMA SALT per treated acre or 3 days per ounce. Moisture is essential for DICAMBA DMA SALT degradation. Exclude days when ground is frozen.

Following a normal harvest of barley, oats, or wheat, any rotational crop may be planted. If the interval before harvest is shortened, such as when cover crops will be plowed under, do not follow up with the planting of a sensitive crop.



## COTTON

### PREPLANT APPLICATION

Observe all precautions. Read and follow mixing and application instructions. Refer to the "WEED LIST" section of this label for a list of weeds controlled or suppressed.

DICAMBA DMA SALT contains 0.5 pound a.e. of dicamba per pint. When tank mixing with products that contain dicamba, do not exceed a combined total of 1.0 pound of a.e. per acre per application.

### RATES AND TIMINGS

Apply DICAMBA DMA SALT as a broadcast or spot treatment to emerged and actively growing weeds at a rate of up to 8 fl. oz./acre prior to planting cotton. Most effective control of weeds occurs if application is made when weeds are in the 2- to 4-leaf stage and rosettes are less than 2" across.

### CROPPING RESTRICTIONS

Do not plant cotton for at least 21 days after application and after allowing for a minimum accumulation of 1" of rainfall or overhead irrigation. Do not apply west of the Rockies or to geographic areas with average annual rainfall less than 25".

### TANK MIX TREATMENTS

For control of grasses or additional broadleaf weeds, DICAMBA DMA SALT may be tank mixed with Caparol®, Gramoxone® Extra, and Roundup Ultra® RT herbicides.

## CONTROL OF PERENNIAL BROADLEAF WEEDS IN CROPLAND

### (SPOT APPLICATION ONLY)

### FOR USE ONLY IN THE STATES OF IDAHO, MONTANA, NEVADA, OREGON, UTAH, AND WASHINGTON

Observe all precautions. Read and follow mixing and application instructions.

Do not treat subirrigated cropland or areas where the soil remains saturated with water throughout the year.

Make only one application of DICAMBA DMA SALT per year.

DICAMBA DMA SALT contains 0.5 pound a.e. of dicamba per pint. When tank mixing with products that contain dicamba, do not exceed a combined total of 1.0 pound of a.e. per acre per application.

### WEEDS CONTROLLED

DICAMBA DMA SALT, when applied at label rates, will control many broadleaf weeds including:

Bindweed, Field	Knapweed, Russian
Dock, Broadleaf (Bitterdock)	Ragwort, Tansy
Dock, Curly	Spurge, Leafy
Knapweed, Black	Thistle, Canada

### RATES AND TIMINGS

DICAMBA DMA SALT may be applied at any time following a crop harvest to stubble, fallow or other cropland. Application should be made when weeds are actively growing and prior to a killing frost.

Apply 2 quarts (2 lbs. a.i.) of DICAMBA DMA SALT per treated acre. Application may be made up to one month prior to the planting of wheat.

**NOTE:** Do not use unless injury to wheat or rotated barley will be acceptable.

Barley, oats, corn, sorghum (milo), annual or perennial grass crops may be planted into treated areas one year after application. Crops grown for seed (other than perennial grass seed) should not be planted into treated areas until three years after application. Do not plant broadleaf crops such as alfalfa, beans, peas, potatoes, or sugar beets into treated areas until two years after application.

In most cases, treatments will not kill perennial weed seedlings which germinate from seed one or two years after treatment. Once the effect of the chemical has been lost, a follow-up program for seedling control or other cultural practices should be instituted.

### WIPER APPLICATION USES

**Important:** Observe all precautions. DICAMBA DMA SALT may be applied through wiper application equipment to control or suppress actively growing broadleaf weeds, brush and vines. Use a solution containing 1 part DICAMBA DMA SALT to 1 part water. Do not contact desirable vegetation with herbicide solution. Wiper application should only be made to crops (including "PASTURES") and "NON-CROPLAND AREAS" described in this label with the exception of "GRAIN SORGHUM (MILO)".



## **RIGHTS-OF-WAY, UTILITY AND INDUSTRIAL AREAS, AND FENCEROWS**

DICAMBA DMA SALT may be used for use on non-crop land areas such as rights-of-way (such as roadways, rest areas, utility, railroad, highway, pipeline, and rights-of-way that run through pasture and rangeland); utility facilities (such as substations, pipelines, tankfarms, pumping stations, parking and storage areas, fencerows, and non-irrigated ditchbanks); brush control for forest site preparation or maintenance.

Observe all Precautions on this label. Read and follow the "MIXING AND APPLICATION" section.

### **RIGHTS-OF-WAY**

DICAMBA DMA SALT can be used to control many broadleaf weeds on rights-of-way. This use includes applications to roadside, roadway and highways; to areas along utilities such as cable and powerlines; railroad track and embankment; highways, highway medians, bridge abutments, pipelines, and rights-of-way that run through pasture and rangeland. Use controlled application techniques that minimize the risk of off-target movement.

### **UTILITY AND INDUSTRIAL AREAS**

DICAMBA DMA SALT can be used to control many broadleaf weeds and brush in noncrop areas on or surrounding substations, pipelines, tankfarms, pump stations, production facilities, and bareground situations. It may also be used on parking and storage areas (refer to "Best Stewardship Practices" to avoid direct runoff from impervious surfaces).

### **FENCEROWS**

DICAMBA DMA SALT can be used to control many broadleaf weeds and brush in fencerows.

### **MIXING AND APPLICATION**

Read and observe Management of Off-Site Movement recommendations in this label.

DICAMBA DMA SALT can be applied using water, oil in water emulsions including invert systems, or sprayable fluid fertilizer as a carrier. A compatibility test (see "COMPATIBILITY TEST" section) should be made prior to tank mixing.

To prepare oil-in-water emulsions, half-fill spray tank with water, then add the appropriate amount of emulsifier. With continuous agitation, slowly add the herbicide and then the herbicidal oil or a pre-mix of oil plus additional emulsifier to spray tank. Complete filling of spray tank with water. Maintain vigorous agitation during spray operation to prevent oil and water from forming separate layers.

DICAMBA DMA SALT may be applied broadcast using either ground or aerial application equipment. When using ground equipment, apply low or high volume sprays of between 3–600 gals, of diluted spray per treated acre. Volume of spray applied will depend on the height, density, and type of weeds or brush being treated and on the type of equipment being used. When using aerial equipment, apply 5–40 gals, of diluted spray per treated acre.

DICAMBA DMA SALT may be applied to individual clumps or small areas (spot treatment) of undesirable vegetation using handgun or similar types of application equipment. Apply diluted sprays to allow complete wetting (up to runoff) of foliage and stems.

Herbicide adjuvants or other spray additives (emulsifiers, spreader stickers, surfactants, wetting agents, drift control agents, or penetrants) may be used for wetting, penetration, or drift control. Spray additives must be agriculturally approved when used in pasture applications. If spray additives are used, read and follow all use recommendations and precautions on product label.

### **WEEDS AND BRUSH CONTROLLED**

DICAMBA DMA SALT, when applied at specified rates, will give control of many annual, biennial, and perennial broadleaf weeds, and many woody brush and vine species commonly found in non-crop land areas. (Refer to "WEED LIST".) Noted (\*) perennial weeds may be controlled with lower rates of either DICAMBA DMA SALT or DICAMBA DMA SALT plus tank mix combinations. See "RATES AND TIMINGS" below.

*(continued)*



### RATES AND TIMINGS

Application rates and timings of DICAMBA DMA SALT are given below. Use the higher level of listed rate ranges when treating dense or tall vegetative growth.

Weed Stage and Type	Amount of Product Per Acre	Gals. of Spray Mixture Per Acre**	Spray Concentration for Low-Volume Application**** (% vol/vol)
<b>Annual</b>			
Small, actively growing	1/2 – 1 pt.	25 – 50	3
Established weed growth	1 – 1-1/2 pts.	50 – 75	3
<b>Biennial* – Rosette diameter</b>			
Less than 3"	1/2 – 1 pt.	25 – 50	3 – 4
3" or more	1 – 2 pts.	50 – 100	3 – 4
Bolting	2 – 3 pts.	100 – 150	3 – 4
<b>Perennial</b>			
Suppression or top growth control	1/2 – 1 pt.	50 – 100	4
Noted (*) Perennials	2 – 4 pts.	100 – 200	4
Other Perennials	4 pts.	200	5
<b>Woody Brush and Vines***</b>			
Top Growth Stems and Roots	1/2 – 4 pts. 4 pts.	50 – 200 200	5 5

\*For best performance, make application when biennial weeds are in the rosette stage.

\*\*Assuming typical application rate of 1 qt. of DICAMBA DMA SALT/100 gals.

\*\*\*Tank mixes may be required for optimal control. Refer to "WEED LIST".

\*\*\*\*Low-volume rates must not exceed 4 pts. of DICAMBA DMA SALT maximum per acre per year (5% volume/volume = 10 gals. maximum solution per acre per year).

Retreatments may be made as needed; however, do not exceed a total of 4 pts. (2 lbs. a.i.) of DICAMBA DMA SALT per treated acre during a growing season.

### TANK MIX OPTIONS FOR RIGHTS-OF-WAY, UTILITY AND INDUSTRIAL AREAS, AND FENCEROWS

DICAMBA DMA SALT may be tank mixed with other herbicides for additional weed control. The following table lists example options, but does not limit tank mix options.

**READ AND FOLLOW THE LABEL OF EACH TANK MIX PRODUCT USED FOR PRECAUTIONARY STATEMENTS, DIRECTIONS FOR USE, APPLICATION RATES, AND OTHER RESTRICTIONS.** Consult product labels for rate recommendations for tank mix partners.

Herbicide	Rates Per Treated Acre (lbs. a.i.)
norflurazon (Predict®)	Consult product labels for rate recommendations.
prodiamine (Endurance®)	
glufosinate (Finale®)	
glyphosate (Roundup®, Accord®)	
metsulfuron methyl (Escort®)	
pendimethalin (Pendulum®)	
triclopyr (Redeem®, Garlon®)	
clopyralid (Transline®)	
bromacil (Hyvar®)	
chlorsulfuron (Telar®)	
diquat (Reward®)	
simazine (Princep®)	
diuron (Karmex®)	
fosamine ammonium (Krenite®)	
hexazinone (Velpar®)	
imazapyr (Arsenal®)	
imazamethapyr (Plateau®)	
sulfometuron methyl (Oust®)	
sulfosate (Touchdown®)	
tebuthiuron (Spike®)	
2,4-D	

Due to the differences that may occur between specific formulated products and specific use ingredients (e.g., water supplies), a compatibility test (see "COMPATIBILITY TEST" section) is recommended prior to actual tank mixing.



## CONDITIONS OF SALE AND WARRANTY

The DIRECTIONS FOR USE of this product reflect the opinion of experts based on field use and tests. The directions are believed to be reliable and should be followed carefully. However, it is impossible to eliminate all risks inherently associated with use of this product. Crop injury, ineffectiveness, or other unintended consequences may result because of such factors as weather conditions, presence of other materials, or the manner of use or application, all of which are beyond the control of ALBAUGH, INC., its Supplemental Distributors, or the Seller. All such risks shall be assumed by the Buyer.

ALBAUGH, INC., its Supplemental Distributors and the Seller warrant that this product conforms to the chemical description on the label and is reasonably fit for the purposes referred to in the Directions for Use subject to the inherent risks referred to above. **NEITHER ALBAUGH, INC. NOR ITS SUPPLEMENTAL DISTRIBUTORS MAKE ANY OTHER EXPRESS OR IMPLIED WARRANTY OF FITNESS FOR ANY PARTICULAR PURPOSE OR OF MERCHANTABILITY OR ANY OTHER EXPRESS OR IMPLIED WARRANTY. THIS WARRANTY DOES NOT EXTEND TO, AND THE BUYER SHALL BE SOLELY RESPONSIBLE FOR, ANY AND ALL LOSS OR DAMAGE WHICH RESULTS FROM THE USE OF THIS PRODUCT IN ANY MANNER WHICH IS INCONSISTENT WITH THE LABEL DIRECTIONS.**

**TO THE EXTENT CONSISTENT WITH APPLICABLE LAW, BUYER'S EXCLUSIVE REMEDY AND THE EXCLUSIVE LIABILITY OF ALBAUGH, INC., ITS SUPPLEMENTAL DISTRIBUTORS AND THE SELLER FOR ANY AND ALL CLAIMS, LOSSES, DAMAGES, OR INJURIES RESULTING FROM THE USE OR HANDLING OF THIS PRODUCT, WHETHER OR NOT BASED IN CONTRACT, NEGLIGENCE, STRICT LIABILITY IN TORT OR OTHERWISE, SHALL BE LIMITED, AT THE MANUFACTURER'S OPTION, TO REPLACEMENT OF OR THE REPAYMENT OF THE PURCHASE PRICE FOR THE QUANTITY OF PRODUCT WITH RESPECT TO WHICH DAMAGES ARE CLAIMED.** When Buyer suffers losses or damages resulting from the use or handling of this product (including claims based on contract, negligence, strict liability, or other legal theories), Buyer must promptly notify Seller in writing of any claims to be eligible to receive either remedy stated above. **IN NO CASE SHALL ALBAUGH, INC., ITS SUPPLEMENTAL DISTRIBUTORS, OR THE SELLER BE LIABLE FOR CONSEQUENTIAL, SPECIAL OR INDIRECT DAMAGES RESULTING FROM THE USE OR HANDLING OF THIS PRODUCT.** ALBAUGH, INC., its Supplemental Distributors, and the Seller offer this product, and the Buyer accepts it, subject to the foregoing Conditions of Sale and Warranty, which may be varied only by agreement in writing signed by a duly authorized representative of ALBAUGH, INC.

No employee or agent of ALBAUGH, INC., its Supplemental Distributor, or the Seller is authorized to vary or exceed the terms of this Warranty in any other manner.

### REGISTERED TRADEMARKS

BROX™ is a trademark and AgriStar® and GlyStar® are registered trademarks of Albaugh, Inc.

Clarity®, Frontier®, Guardsman® and Prowl® are registered trademarks of BASF Ag Products.

Asulox®, Bronate®, Bucril®, Dakota®, Sencor® and Tiller® are registered trademarks of Bayer CropScience.

Broadstrike™, Curtail™, Garlon™, Stinger™, Surpass™ and Tordon™ are trademarks of Dow AgroSciences LLC.

Accent®, Ally®, Express®, Finesse®, Glean®, Harmony® and Karmex® are registered trademarks of E. I. duPont de Nemours & Co., Inc.

Battalion®, Bullet®, Harness®, Landmaster®, Lariat®, Lasso®, Partner®, Permit®, Ramrod®, Roundup®, and Screen® are registered trademarks of the Monsanto Company.

Kerb® is a registered trademark of Rohm and Haas Company.

Aatrex®, Aatrex® Nine-O®, Amber®, Beacon®, Concep®, Cyclone®, Eradicane®, Evik®, Gramoxone®, Princep®, Sutan +® and Tough® are registered trademarks of Syngenta Crop Protection, Inc.







---

---

**NOTES**

---

---

